

# BOOK OF CEREMONIES

JOB'S DAUGHTERS INTERNATIONAL  
GRAND GUARDIAN COUNCIL  
of DELMAR



INTERNATIONAL®  
GRAND GUARDIAN  
COUNCIL OF DELMAR

This Book of Ceremonies has been compiled for the use of the Job's Daughters International Grand Guardian Council of DelMar.

Approved by the Grand Guardian Council of DelMar, 2019

2019

Authorized by the Committee on Jurisprudence of the Supreme Guardian Council, 2019

2019

With sincere appreciation to the many who have contributed to this Book of Ceremonies.

## Table of Contents

GENERAL INSTRUCTIONS.....	1
INSTALLATION INSTRUCTIONS.....	2
INSTALLATION OF OFFICERS AND CHOIR .....	5
ENTRANCE OF BETHEL GUARDIAN AND ASSOCIATE BETHEL GUARDIAN .....	5
ESCORT OF MASTER/MISTRESS OF CEREMONIES OR HOST/HOSTESS (Optional).....	5
ENTRANCE OF INSTALLING OFFICER.....	5
ESCORT OF OTHER INSTALLING OFFICERS .....	6
PRAYER .....	8
ESCORT OF AMERICAN FLAG .....	8
OBLIGATION.....	9
INSTALLATION .....	10
ORDER OF BUSINESS FOR THE NEW HONORED QUEEN.....	17
INSTRUCTIONS FOR ESCORT AND INTRODUCTIONS .....	19
COMMUNICATIONS .....	19
PRESENTATIONS .....	19
REMARKS.....	20
COIN MARCH (optional) .....	20
CLOSING.....	20
INSTALLATION CLOSING PRAYER .....	20
SIGNING OF THE BIBLE (Optional) .....	21
GUIDELINES FOR THE INSTALLATION OF BETHEL DAUGHTERS AT A TIME OTHER THAN THE REGULAR STATED TIME.....	22
INSTALLATION OF BETHEL GUARDIAN COUNCIL.....	23
GUIDELINES FOR THE INSTALLATION OF COUNCIL MEMBERS AT A TIME OTHER THAN THE REGULAR STATED TIME.....	30
OBLIGATION CEREMONY .....	31
MAJORITY CEREMONY.....	34
MEMORIAL CEREMONIES.....	39
<b><i>DRAPING OF THE ALTAR.....</i></b>	<b><i>39</i></b>
<b><i>ADULT WORKER MEMORIAL CEREMONY.....</i></b>	<b><i>40</i></b>
<b><i>MEMORIAL CEREMONY (Optional).....</i></b>	<b><i>41</i></b>

MOTHER MICK CEREMONIES .....43

*MEMORIAL FOR MOTHER MICK*.....43

*A TRIBUTE TO OUR FOUNDER*.....44

*STRING OF PEARLS*.....45

*BIRTHDAY CELEBRATION FOR ETHEL T. WEAD MICK*.....47

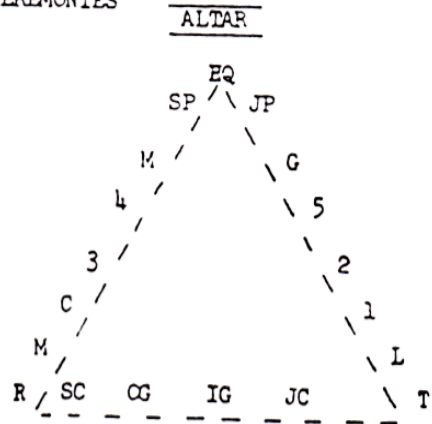
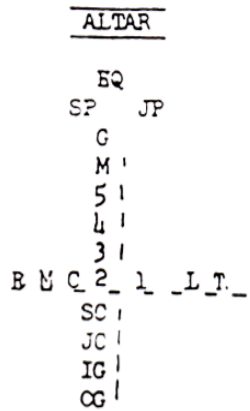
*VISIT FROM MOTHER MICK*.....49

DEGREE OF ROYAL PURPLE.....53

LILY OF THE VALLEY AWARD CEREMONY.....56

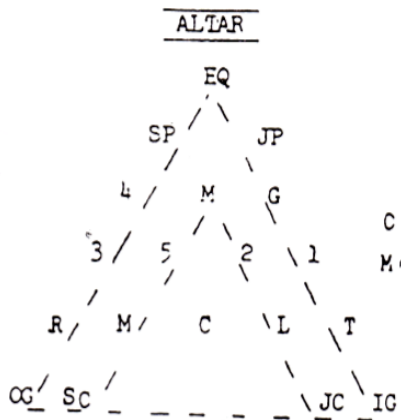
PLATES FOR CEREMONIES .....58

**SUGGESTED FORMATIONS  
AND  
INSTALLATION CEREMONIES**

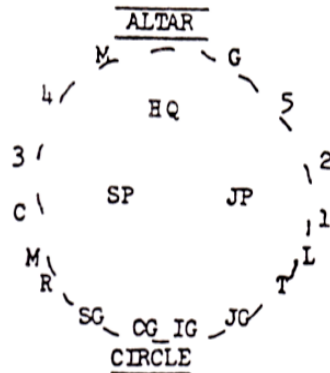
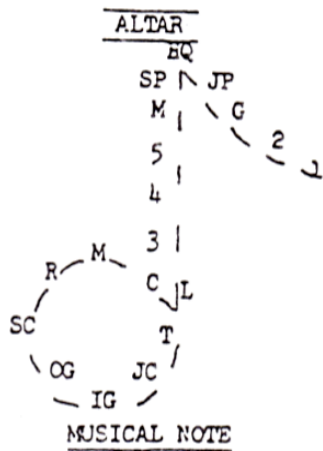
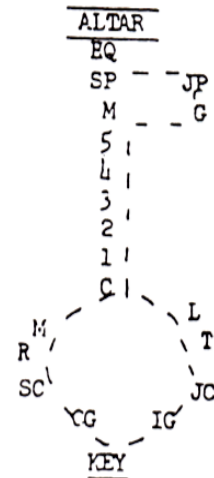
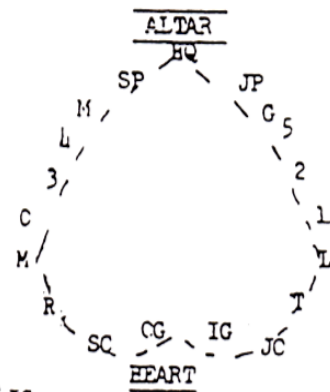


CROSS

OPEN TRIANGLE



CLOSED TRIANGLE



## GENERAL INSTRUCTIONS

The Honored Queen (HQ), Senior Princess (SP), Junior Princess (JP), Bethel Guardian (BG), Associate Bethel Guardian (ABG), Director of Music, and Director of Epochs shall have access to a copy of the BOOK OF CEREMONIES while in office. There should be a minimum of one printed copy of the BOOK OF CEREMONIES in each Bethel.

Officers and Choir may stand in formation for the various ceremonies. (Optional)

Flowers or decorations shall not be worn on robes or capes.

Officers, Choir Members, or Substitute Officers as per the Constitution and Bylaws of the Order shall follow the DelMar Jurisdiction dress code.

Members and visitors shall remove coats, hats, and gloves while the Bethel is in session (per the ritual).

There shall be no open flame equipment used, such as candles and/or candelabra at any Bethel meeting or Installation. Electrified candles and candelabra may be used.

When it is necessary to install a Daughter and/or a Council Member at a time other than the regular Installations:

- a. Installation shall take place under Good of the Bethel.
- b. Those to be installed must be conducted west of the Altar.
- c. If those to be installed have received the Obligation for the current term, the Obligation need not be given again (i.e., when changing offices or positions due to a vacancy).
- d. Those being installed must receive the charge of their station or office.
- e. The required proclamation for Bethel Daughters or for Council Members shall be recited to complete the Installation.

## INSTALLATION INSTRUCTIONS

Any floor plan with appropriate ceremony may be used for the entrance of the Bethel Officers and Choir with the approval of the Executive Members of the Bethel Guardian Council (BGC).

A Special Dispensation must be requested for a change of date, hour or place. The Executive Members of the BGC and the Bethel Members shall approve such Special Dispensation. This request stating the reason must be given to the Grand Guardian with a two (2) dollar Bethel check made payable to the Grand Guardian Council (GGC) of DelMar. In order to avoid possible disappointment or added expense, Installation invitations shall not be distributed until the Grand Guardian has approved the Special Dispensation.

Honors shall not be given and ritualistic work shall not be performed at an open Installation, with the exception of the Retiring March and the closing formation. (Do not sing "Now Our Work is Over.")

Business shall not be conducted at Installation. Motions shall not be made. Only necessary communications, including the list of upcoming DelMar Bethel installations, shall be read.

Ladies participating in the Installation shall not wear pants. Formal or semi-formal attire in keeping with the principles of the Order shall be worn. It is the responsibility of the BG and HQ Elect to inform the Installing Officers to wear proper undergarments (i.e., bra, slip, etc.).

Preparation of the Bethel Room shall be per the Ritual, with the exception that the Bible shall be placed in the Preparation Room. Kneeling pads west of the Altar are to be used only at Installations.

Chairs shall be placed for the Installing Chaplain, Installing Flag Bearer, Installing Senior Custodian and Installing Junior Custodian. *See Plate 10.* The Chaplain and Treasurer chairs may be placed prior to the Installation.

The Bethel Flag shall be placed in the East prior to the Installation.

The Princesses' capes and crowns shall be placed on the Bethel Custodians' chairs until the Bethel Custodians are installed, at which time the Installing Custodians will hold the capes and crowns on their laps until placed on the Princesses when vested with the honors of their (her) stations.

The Installing Musician shall informally, and without escort, take her/his place at the instrument. Seats should be reserved for the BG, ABG, Installing Officers and those assisting in the Installation.

The Narrator shall be seated at the right of the Senior Princesses' station or the left of the Junior Princesses' station before the Installation begins.

Lighting of Candelabra, if used, shall take place just prior to the entrance of the BG and ABG.

The Installing Officer of a Bethel shall be its own retiring HQ. If there is no retiring HQ, then the Installing Officer will be approved by the Executive Members of the BGC.

For the selection of other Installing Officers and Assisting Installing Officers, see the Constitution and Bylaws of the Order. **(B-Bethel- Article XIV- Installation- Section 2)**

The Installing Recorder shall take minutes until the Installing Officers are retired and the Bethel Recorder assumes her station.

Officers and Choir shall wear official regalia when installed.

The Installing Officer wears the cape, crown and regulation robe (secured by a white cord). Upon completion of the Ceremony, she shall remain in her robe and be seated in the East at the right of the SP.

The Installing Officer shall see that copies of the Bylaws of the Bethel, Constitution and Bylaws of the Order, and the Manual of Rules and Regulations of the GGC of DelMar are placed in the East for presentation to the newly installed HQ.

The Princesses and HQ hand their carrying pieces to the Installing Guide and Installing Marshal, before kneeling, in order that each may tie her own cape.

The newly installed HQ shall preside during Escort and Introductions. Officers and members do not stand for a Hearty Welcome.

The Incoming HQ shall see to the following:

- a. That the Installing Chaplain has a copy of the Prayer.
- b. That the Installing Recorder has a list of the Officers, Choir, and a copy of the Proclamation.
- c. That the Installing Guide and Installing Marshal have a line-up of the Bethel Officers and Choir, also a line-up and list of the Installing Officers.
- d. That the Narrator has a copy of the Installation Ceremony.
- e. That the Bethel Chaplain has a copy of the Closing Prayer from the Book of Ceremonies.
- f. That the Chair Custodians be familiar with the Bethel Floor Plan to rearrange the chairs as necessary.
- g. That the information is assembled for the program and approved by the Executive Members of the BGC.
- h. That arrangement for Installation rehearsal is made with the BG.
- i. That all Officers, Choir Members and Installing Officers are notified they are required to attend the rehearsal.
- j. That approval is obtained from the Executive Members of the BGC on Installation plans, including approval of Appointed and Installing Officers, before extending an invitation to those members to serve.



- k. That the photographer and videographer are advised not to cross in front of the Altar or enter the semicircle and to remain on the North or South Marching Lines.

The BG shall see that the above responsibilities are fulfilled.

Pictures may be taken during an Installation if it does not in any way detract from the Ceremony.

The HQ shall take nothing but her carrying piece from the East for the Closing Ceremony.

If the Retiring HQ or the Installing Officer remains in the East, she shall be invited to view the closing. If approval has been given by the Executive Members of the BGC, the parents of the newly installed HQ shall be escorted to the East by the ABG.

The BG shall conclude the Ceremony.

Bethel Officers and Choir Members shall retire to the Anteroom before performing any additional ceremonies.

## INSTALLATION OF OFFICERS AND CHOIR

### ENTRANCE OF BETHEL GUARDIAN AND ASSOCIATE BETHEL GUARDIAN

The BG enters on the left of the Installing Junior Custodian through the Anteroom door. The ABG enters on the right of the Installing Senior Custodian through the Preparation Room door. Do not take arms. Proceed according to Plate 1.

The ABG presents the BG with the gavel, handle first. **One rap of the gavel** If the Ceremony does not include a Master/Mistress of Ceremonies or Host/Hostess, the Installing Custodians are seated.

BETHEL GUARDIAN: **Bethel No. \_\_\_ of \_\_\_\_\_, Delaware or Maryland, Job's Daughters International, is about to convene for the Ceremony of Installation.**

### ESCORT OF MASTER/MISTRESS OF CEREMONIES OR HOST/HOSTESS (Optional)

BETHEL GUARDIAN: **Installing Senior Custodian and Installing Junior Custodian, you will retire and escort into the Bethel the \_\_\_\_\_.** *See Plates 2 & 3.*

*The Installing Senior Custodian and the Installing Junior Custodian retire and escort the Master/Mistress of Ceremonies or Host/Hostess into the Bethel room. If only one, they need to enter through the Anteroom door. They do not take arms.*

*As the Master/Mistress of Ceremonies or Host/Hostess turn(s) west, the Installing Custodians are seated.*

BETHEL GUARDIAN: **I have the pleasure of introducing \_\_\_\_\_ *name* \_\_\_\_\_ who will serve as the \_\_\_\_\_ *title* \_\_\_\_\_.**

***The Master/Mistress of Ceremonies or Host/Hostess give(s) welcome and introduces the BG/ABG.***

### ENTRANCE OF INSTALLING OFFICER

BETHEL GUARDIAN: **Associate Bethel Guardian, you will retire and escort the Installing Officer west of the Altar.** *See Plates 4, 5 & 6.*

*The ABG shall retire through the Anteroom door unless the West Line is blocked by the chair formation, in which case the Preparation Room door may be used.*

*The BG **gives three raps of the gavel** when the ABG and the Installing Officer reach the Anteroom door. The ABG shall pause at the door until all are standing, then escort the Installing Officer west of the Altar.*

ASSOCIATE BETHEL GUARDIAN: I have the honor of presenting name Honored Queen (if the Installing Officer is an HQ) or name & titles, who will serve as the Installing Officer.

BETHEL GUARDIAN: Associate Bethel Guardian, you will escort her to the East.

The BG presents the gavel to the Installing Officer. (One rap of the gavel) The BG, ABG, Master/Mistress of Ceremonies or Host/Hostess assume designated seats. The Master/Mistress of Ceremonies or Host/Hostess may be seated on the north or south side of the room. See Plate 7.

**ESCORT OF OTHER INSTALLING OFFICERS**

**Preparation Room Door**

- Installing Marshal
- Installing Chaplain
- Installing Flag Bearer
- Installing Senior Custodian

**Anteroom Door**

- Installing Guide
- Installing Recorder
- Installing Junior Custodian

INSTALLING OFFICER: Installing Senior Custodian (rises) and Installing Junior Custodian (rises), you will invite into the Bethel the other Installing Officers. See Plates 8 & 9.

The Installing Officers are introduced from the East Line. When on the East Line, they face west immediately, and acknowledge the introduction with a slight nod.

INSTALLING OFFICER: In installing the Officers (and Choir) of this Bethel, I will be assisted by: at the instrument \_\_\_\_\_ (give titles) as Installing Musician, then, beginning on my right,

- \_\_\_\_\_ (Give titles) Installing Marshal
- \_\_\_\_\_ (Give titles) Installing Chaplain
- \_\_\_\_\_ (Give titles) Installing Flag Bearer
- \_\_\_\_\_ (Give titles) Installing Senior Custodian
- \_\_\_\_\_ (Give titles) Installing Junior Custodian
- \_\_\_\_\_ (Give titles) Installing Recorder
- \_\_\_\_\_ (Give titles) Installing Guide

Installing Guide and Installing Marshal, you will conduct these Installing Officers to their stations. When all the Installing Officers reach their stations, the Installing Officer raps the gavel. See Plate 10.

The Installing Officer should check before the meeting to see if there is a Special Dispensation to be read. (If so, it must be read at this time by the Installing Recorder, who stands to read it.)

INSTALLING OFFICER: Installing Recorder (rises), you will read the Special Dispensation.

The Installing Recorder reads the Special Dispensation.

**INSTALLING OFFICER: Installing Guide (rises) and Installing Marshal (rises), you will retire and escort into the Bethel Room the Bethel Officers and Bethel Choir who are to serve this Bethel for the ensuing term.**

*Installing Guide and Installing Marshal march to West line, turn South and North, to South and North marching lines, turn West and stand on the outside of the Anteroom and Preparation room doors.*

**INSTALLING OFFICER: I have the honor of presenting \_\_\_\_\_ name \_\_\_\_\_ who will narrate the \_\_\_\_\_ title \_\_\_\_\_ Ceremony.**

*SEE BOOK OF NARRATIVE*

*Optional: Sashed Jobie-to-Bee's may walk in (wearing dress or skirt and blouse, not a Bethel robe) to the narration before the Officers and Choir Members, using the same Marching Lines as the officers but sitting in seats reserved for them on the sidelines.*

*All the Officers and the Choir enter as the ceremony is narrated, when they reach their chairs, they are seated keeping their carrying pieces on their lap. When the Honored Queen approaches east of the Altar all Officers rise. When the Narrator concludes her narration, she nods to the Daughters. They are seated and place their carrying piece on the floor. If Holy Bibles are used as carrying pieces, they are never placed on the floor. At the conclusion of the Installation, the Bibles are to be left on their chairs to be removed by the Custodians.*

**INSTALLING OFFICER: Members and friends of Job's Daughters, we welcome you here to witness the Installation of the Officers (and Choir) of Bethel No. \_\_\_\_\_ of \_\_\_\_\_, Delaware or Maryland, Job's Daughters International. They have been elected and appointed by this Bethel to serve for the ensuing term of office. Before installing them into office, we will ask the blessing of our Father in Heaven.**

#### **ESCORT OF BIBLE**

**INSTALLING OFFICER: Installing Chaplain (rises), Installing Guide (rises) and Installing Marshal (rises), you will escort into the Bethel the Holy Bible. See Plates 11 & 12.**

*The Installing Guide and Installing Marshal step to the West Line and turn left. They march toward the North Marching Line. The Installing Chaplain steps to the North Marching Line, turns right and proceeds on the North Marching Line to the West Line, and takes her place behind the Installing Guide and Installing Marshal, forming a triangle as they proceed to the Preparation Room.*

The Installing Officer gives three raps of the gavel when the Installing Chaplain reaches the Preparation Room door. The Installing Chaplain pauses at the door until all are standing. The Installing Chaplain precedes the Installing Guide and Installing Marshal so that the three form a triangle. The Installing Guide and Installing Marshal wait in line with the west side of the Altar on the North Marching Line as the Installing Chaplain continues to the east side of the Altar.

The Installing Chaplain carries the Bible. She places it reverently on the east side of the Altar near the east edge with its spine at the center of the Altar. If the size of the Altar prevents the incoming Honored Queen from reaching the Bible, it may be placed within her reach. After the Bible is opened and the Installing Chaplain is kneeling, all Daughters assume the attitude of prayer with the Installing Chaplain.

### PRAYER

**INSTALLING CHAPLAIN: Oh, merciful and loving Father, we come to Thee in faith, knowing that Thou will hear and answer our prayer. Be very near to us in this hour and let Thy blessing rest upon us, as we humbly seek to do Thy will. Grant those whom we are about to invest with authority, the spirit of love and charity. Help them to see clearly the power and influence of a beautiful and womanly life. May union and harmony prevail, and as they labor for the highest ideals of life, may they become more gracious and loving, more faithful and patient day by day, and thus complete the foundation of a useful and perfect life. We ask in Thy name. Amen.**

*If an Invocation is to be given, the Installing Chaplain remains kneeling. The Installing Officer asks for the Invocation.*

**INSTALLING OFFICER: The invocation will be given by name.**

*The Minister or individual giving the Invocation may step forward to the Altar Line at the North or South Marching Line. Following the Invocation, the Installing Chaplain returns to her station. The Installing Guide and Installing Marshal remain north of the Altar. **The Installing Officer does not sound the gavel.***

### ESCORT OF AMERICAN FLAG

**INSTALLING OFFICER: Installing Flag Bearer (rises), Installing Guide (rises) and Installing Marshal (rises), you will escort into the Bethel the American Flag.**

*The Installing Flag Bearer steps to the North Marching Line, turns right, and proceeds on the North Marching Line. When the Installing Flag Bearer reaches the Altar Line, the Installing Guide and Installing Marshal turn toward the Altar and form a triangle as they proceed to the Preparation Room. See Plate 13.*

*The Installing Flag Bearer carries the Flag at a sixty-degree angle by holding her right hand around the staff with the thumb pointing upward toward the Flag. The right hand is placed on the staff at a height of and on a level with the left shoulder (elbow relaxed). The left hand is at waistline; hand around staff, base of hand resting against left hip. The Flag should never be*

allowed to touch anything beneath it. **The eagle at the top of the staff shall face forward.**

*The Installing Flag Bearer precedes the Installing Guide and Installing Marshal on the North Marching Line so that the three form a triangle. As the Flag enters through the Preparation Room door, the Installing Officer salutes the Flag by placing her right hand over her heart, fingers together, keeping her hand flat against her body, forearm on a slight angle in a natural position.*

*The Installing Flag Bearer turns and proceeds on an angle to the west side of the Altar, facing east. If the formation prevents the Installing Flag Bearer from standing west of the Altar, she may stand on an angle with the Flag behind the Altar. The Installing Guide and Installing Marshal proceed on the North Marching Line to a point in line with the Installing Flag Bearer. At this time, they place their right hand over their heart. See Plate 14.*

**INSTALLING OFFICER: Everyone will join in the singing of the National Anthem. Pause for the song. Installing Guide and Installing Marshal, you will escort the Flag to the East.**

*The Installing Flag Bearer turns left and marches north and then east between the Altar and the station of the Chaplain, marching to the East Dais preceding the Installing Guide and Installing Marshal. The Installing Guide and Installing Marshal lower their right hand and then proceed on the North Marching Line to the East Line. When they are on the East Line, they place their right hand over their heart for the pledge.*

**INSTALLING OFFICER: All citizens of the United States repeat the Pledge of Allegiance. Pause for the Pledge. One rap of the gavel.** *The Installing Guide and Installing Marshal turn toward the Altar then march to the West Line, turning left on the West Line to their stations and are seated. The Installing Flag Bearer retraces her steps to the East Line, turns to the North Marching Line, returns to her station and is seated.*

**INSTALLING OFFICER: Installing Recorder (rises), you will read the names of the Officers (and Choir) elected and appointed to serve this Bethel for the following term, who as their names are called, will rise, standing in front of their chairs. The names are to be called in order of the formation.**

## **OBLIGATION**

**INSTALLING OFFICER: Installing Guide (rises) and Installing Marshal (rises), you will present these Officers (and Choir members) for the Obligation.** *The IG and IM march to their waiting stations, which will be one step in back of the stations of the Chaplain and Treasurer on the North and South Marching Lines, facing east. See Plate 15.*

*If there are Installing Officers (but not THE Installing Officer) who will be installed, then they assemble west of the Altar for the Obligation. It is the responsibility of the Installing Guide and Installing Marshal to see that all the Officers and Choir members are standing for the Obligation.*

**INSTALLING GUIDE: (When everyone is in place) Honored Queen, all is in readiness.**

*The Installing Officer shall take her gavel with her when she goes east of the Altar to give the Obligation. She stands directly in front of the Altar placing the gavel over her heart.*

**INSTALLING OFFICER: You will place your right hand over your heart, and make this promise. Do you promise that no Bethel shall be opened without the presence of an Executive Member of the Bethel Guardian Council? (Answer: I do.)**

**That you will be guided by the advice of the Bethel Guardian Council in all matters concerning the work and welfare of the Bethel? (Answer: I do.)**

**You will assume the following obligation: In the presence of Almighty God - and of these witnesses -I promise to obey the laws - of Job's Daughters International - that I will counsel with my Bethel Guardian Council - and be courteous and obedient unto them - that I will be faithful - to the duties of my office - as outlined in the Ritual - that I will endeavor to live - in accordance with its teachings - in the hope that I may be found worthy - of being one of "The Fairest in the Land." - That I will strive - to be ever faithful to this promise - that should I violate this obligation - I agree to vacate my office - at the request - and upon the declaration - of the Bethel Guardian.**

*The Installing Officer takes five (5) steps backward toward the East Line, turns and ascends the Dais. She **raps the gavel** to seat the Officers and Choir. If Installing Officers have moved west of the Altar for the Obligation, they shall walk on the north or south Marching Lines to return to their stations after the rap of the gavel. The Officers and Choir pick up their carrying pieces after they are seated.*

## INSTALLATION

The order of installing the Officers should follow the floor plan of the seating arrangement and ceremony used. A suggested order for Installation follows.

**INSTALLING OFFICER: Installing Guide and Installing Marshal, you will present the Daughter(s) of the Bethel Choir at the Altar.**

Presenting the Officers/Choir at the Altar for their charges:

The Installing Guide and Installing Marshal will nod to the Officers/Choir to follow, then proceed to the North and South Marching Lines, then proceed east on the North and South Marching Lines to their waiting stations, turn toward the Altar and face west. Nod to the Officers/Choir to proceed in front of them. When the Officers/choir are in position east west of the Altar, the Installing Guide and Installing Marshal turn toward the Altar and face east.

**INSTALLING OFFICER: Daughter(s) of the Bethel Choir, your part in the ceremonies of the Bethel is as important as that of the other Officers. The art of music is one of the highest accomplishments. Let your hearts be so filled with love and joy that the melody of your song will resound in the hearts and lives of the Daughters of this Bethel and all who enter this Holy place, our Bethel.**

**Installing Guide and Installing Marshal, you will conduct the Choir to her (their) station(s).**

The Choir turns to the sidelines. The Installing Guide and Installing Marshal turn toward the Altar, march and nod to the Choir to follow them and proceed according to the diagram. See Plate 15.

The Choir shall be seated when the Installing Guide and Installing Marshal reach their waiting stations.

**INSTALLING OFFICER: name, Inner Guard; name, Outer Guard. Installing Guide and Installing Marshal, you will present the Inner Guard and the Outer Guard at the Altar.**

**Daughter Guard (s), watch carefully the doors of the Bethel and be alert and watchful, guarding against the outward sins which are ever pressing for admission to pure hearts and minds.**

**Installing Guide and Installing Marshal, you will conduct the Officer(s) to her/their station(s).**

The Officers turn to the sidelines. The Installing Guide and Installing Marshal turn toward the Altar, march and nod to the Officers to follow them and proceed according to the diagram. See Plate 16.

The Installing Guide and Installing Marshal escort the Inner Guard and the Outer Guard to the West Line, turn north and south, take two (2) steps on the West Line, turn east, take one (1) step, then turn north and south and proceed to the North and South Marching Lines, and return to their waiting stations.

The Officers shall be seated when the Installing Guide and Installing Marshal reach their waiting stations.

**INSTALLING OFFICER: name, Senior Custodian; name, Junior Custodian. Installing Guide and Installing Marshal, you will present the Senior Custodian and Junior Custodian at the Altar.**

**Daughter Custodian(s), you are the Custodian(s) of the Dove and the Urn of Incense, emblems of our Order. Ever let your life (lives) symbolize purity and prayer which they represent.**

**Installing Guide and Installing Marshal, you will conduct the Officer(s) to her (their) station(s).**

After conducting each officer to her station, the Installing Guide and Installing Marshal will return to their waiting stations

**INSTALLING OFFICER: name, Recorder; name, Treasurer. Installing Guide and Installing Marshal, you will present the Recorder and Treasurer at**



the Altar.

**Daughter Recorder, it is your duty to record all actions of the Bethel in proper form, receive all money due to the Bethel, and turn it over to the Bethel Treasurer.**

**Daughter Treasurer, it is your duty to receive all funds of the Bethel, accurately account for them, and turn them over to the Guardian Treasurer.**

**Installing Guide and Installing Marshal, you will conduct the Officer(s) to her (their) station(s).**

The Treasurer and Recorder, in that order, will follow the Installing Guide.

**INSTALLING OFFICER: \_\_\_\_\_ name \_\_\_\_\_, Chaplain; \_\_\_\_\_ name \_\_\_\_\_, Musician; \_\_\_\_\_ name \_\_\_\_\_, Librarian. Installing Guide and Installing Marshal, you will present the Chaplain, Musician and Librarian at the Altar.**

**Daughter Chaplain, you are to lead the devotions of the Bethel and give the Pledge of Honor for Adults when necessary. May you lead also in reverence for sacred things - the beacon lights of life.**

**Daughter Musician, it is your duty to preside at the instrument during the musical part of our ceremonies. May the harmony of your music ring so true that no discord will enter here.**

**Daughter Librarian, it is your duty to encourage a taste for the arts and sciences by giving a report on an educational subject. Let your life be an open book whose pages are full of knowledge and truth.**

**Installing Guide and Installing Marshal, you will conduct the Officer(s) to her (their) station(s).** In most cases, the Chaplain, Musician and Librarian, in that order, will follow the Installing Marshal.

**INSTALLING OFFICER: \_\_\_\_\_ name \_\_\_\_\_, First Messenger; \_\_\_\_\_ name \_\_\_\_\_, Second Messenger; \_\_\_\_\_ name \_\_\_\_\_, Third Messenger; \_\_\_\_\_ name \_\_\_\_\_, Fourth Messenger; \_\_\_\_\_ name \_\_\_\_\_, Fifth Messenger. Installing Guide and Installing Marshal, you will present the Messengers at the Altar.** When the Messengers are at the Altar, they should be lined up facing east from north to south, 4,3,1,2,5.

Daughter Messenger(s), you have been given the privilege of unfolding to the Pilgrims the story of Job's eventful life, his pleasures, his trials, his temptations, and his final triumph and peace. Be particular, therefore, that your interpretation(s) be earnest and sincere, and that your own life (lives) be an example of Patience and Faith, that your reward may be life's highest attainment.

**Installing Guide and Installing Marshal, you will conduct the Officer(s) to her (their) station(s).**

The 1st, 2nd, and 5th Messengers will follow the Installing Guide and the 3rd and 4th Messengers will follow the Installing Marshal.

When the Messengers reach the position opposite their stations, they stand on the Marching Lines facing their chairs. When the 5th Messenger is opposite her station, they all march into the semicircle together.

**INSTALLING OFFICER: Installing Guide and Installing Marshal, you will present the Guide and Marshal at the Altar.**

**Daughter Guide, it is your duty to guide the Pilgrims on their journey through the several epochs. Become familiar with the teachings of this Order that you may be able to guide others and direct their footsteps in the ways of peace, truth and uprightness of life.**

**Daughter Marshal, it is your duty to care for and display the American Flag, to see that suitable preparation is made for our ceremonies, and assist the Guide in conducting the Pilgrims.**

**Installing Guide and Installing Marshal, you will conduct the Officer(s) to her (their) station(s).**

The Installing Guide and Installing Marshal proceed to the West Line, turn North and South, marching to a point in front of the Guide and Marshal stations, turn east, take one (1) step, turn North and South and proceed to the North and South Marching Lines, and return to their waiting stations. **(The Guide and Marshal remain standing for introduction.)** See Plate 17.

**INSTALLING OFFICER: It is with pleasure that I present \_\_\_\_\_ name \_\_\_\_\_ who has been installed Guide and \_\_\_\_\_ name \_\_\_\_\_ who has been installed Marshal for the ensuing term.**

The Installing Officer pauses until the Guide and Marshal are seated.

**INSTALLING OFFICER: Installing Guide and Installing Marshal, you will present the Senior Princess and the Junior Princess at the Altar.**

**Daughter Princess(es), you have been elected to assist the Honored Queen in all that she may require of you. You should conduct yourself (yourselves) at all times with quiet dignity befitting your high office. Be gracious in manner, courteous and gentle, expressing through your daily life (lives) the principles of religion, virtue and honor.**

**INSTALLING OFFICER: Installing Guide and Installing Marshal, you will escort the Princess(es) to the East and assist them to kneel so that she (they) may be vested with the honors of her (their) station(s).**

The Installing Guide and Installing Marshal conduct the Junior and Senior Princess to the East Line. The Princess(es) will kneel at the foot of the dais facing west.

The Princesses will hand their carrying pieces to the Installing Guide and Installing Marshal

before they kneel. While kneeling, their hands should be at their sides.

The Installing Guide and Installing Marshal will back to a position even with the pedestals.

**INSTALLING OFFICER: Installing Senior Custodian and Installing Junior Custodian, you will vest the Princess (es) with these honors.**

The Installing Custodians approach the Princesses, hand the crowns to the Installing Guide and/or Installing Marshal, place the capes on the Princesses and hold the capes while the Princesses tie the cords. Place the crowns in the correct position. The Installing Custodians return immediately to their stations.

**INSTALLING OFFICER: Daughter Princess(es), ever strive for beauty of character that will outshine the beauty and splendor of your raiment.** (A solo may be used here.)

When the solo is complete, the Princess (es) will ascend the dais and remain standing. The Installing Guide and Installing Marshal will return to their waiting stations. The Installing Officer gives **three raps of the gavel** when the Princesses arrive at their stations.

**INSTALLING OFFICER: It is with pleasure that I present \_\_\_\_\_ who has been installed Senior Princess and \_\_\_\_\_ who has been installed Junior Princess for the ensuing term. One rap of the gavel.**

**INSTALLING OFFICER: Installing Guide and Installing Marshal, you will assist the Honored Queen to kneel at the Altar and place her hands on the Holy Bible.**

The Installing Guide holds the carrying piece. The Honored Queen places her hands flat on the Bible. The Installing Marshal may reverently turn the Bible around for the Honored Queen. If the Bible is turned, she shall replace it to its original position before leaving the Altar after the Honored Queen is installed. The Installing Marshal assists the Honored Queen to kneel.

The Installing Officer descends the Dais, brings the gavel with her and stands east of the Altar on the Altar line, placing the gavel over her heart.

**INSTALLING OFFICER: Honored Queen, you will repeat after me: I will be faithful to the laws - of Job's Daughters International - respect the Supreme, Grand and Bethel Guardian Councils - and endeavor to be worthy of my office - so help me God.**

The Installing Officer removes the gavel from her heart and places her hands at her sides.

**The one elected to hold the office of Honored Queen should be generous in character, kind, tolerant, and have the ability to preside in a just and gracious manner. Her conversation should be both delightful and improving. Her taste in literature, arts and sciences should be such that she will lead the thoughts of others toward the highest and purest things in life. Polite and courteous attention to the advice of parents and guardians and the consideration of the happiness of others will so strengthen your own life that the beauty of your young womanhood will be observed by all with whom you are associated. The prayer of all who**

**know and love you is that our Heavenly Father will guide and direct you in your service of love.**

The Installing Officer marches around the north side of the Altar, hands the gavel to the Installing Marshal, stands behind the Honored Queen, removes the cape, and places it on the Honored Queen.

**INSTALLING OFFICER: This cape of royal purple is an emblem of your high office and symbolizes the love of the Bethel members who have elected you as their Honored Queen.**

The Installing Officer assists the Honored Queen by raising the cape so that she may tie the cord. The Honored Queen may return her hands to the Bible or she may leave them by her side.

The Installing Officer removes the crown and places it on the Honored Queen in the correct position.

**INSTALLING OFFICER: I now place on your head this Crown, an emblem of leadership and a symbol of your high position. May you ever wear it with dignity, grace and humility.**

The Installing Officer steps between the Altar and the Chaplain's station. The Installing Marshal returns the gavel to the Installing Officer.

**INSTALLING OFFICER: Honored Queen, let wisdom and understanding crown your judgment, and the beauty and glory of your reign will be as lustrous as the sheen of your royal cape. Ever strive to wear these honors with real dignity as becoming Honored Queen of this beautiful Order of Job's Daughters.** (A solo may be used here). The Installing Officer faces the east for the solo.

The Installing Officer assists the Honored Queen to rise. The Honored Queen receives her carrying piece from the Installing Guide and is immediately escorted to the East by the Installing Officer, marching around the north side of the Altar. As the Installing Officer escorts the Honored Queen to the East, the Installing Guide and Installing Marshal turn north and south and proceed to their waiting stations. The Honored Queen precedes the Installing Officer when ascending the Dais. The Installing Officer gives three raps of the gavel.

**INSTALLING OFFICER: It is with pleasure that I present \_\_\_\_\_ name \_\_\_\_\_ who has been installed Honored Queen of this Bethel for the ensuing term.** The Installing Officer gives one rap of the gavel. **I present you with this gavel, knowing that in your hands it will be used wisely and well.** The Honored Queen places the gavel on the podium.

**I now present you with a copy of the Bylaws of this Bethel, a copy of the Constitution and Bylaws of the Order, and a copy of the Manual of Rules and Regulations of this Grand Guardian Council. These are yours to study. They define your duties and responsibilities. They also set forth the rights and privileges of all members of the Order. Examine them carefully that your duties may be properly performed and the rights and privileges of the members may be protected.**

**Installing Recorder** (rises), **you will make the Proclamation.** The Installing Recorder should have a list of those officers to be installed at a later date (not vacant stations).

INSTALLING RECORDER (raises her right hand): **By direction of the Installing Officer and the Grand Guardian Council, I proclaim the Officers (and Choir) of Bethel No. \_\_\_\_\_ of \_\_\_\_\_, Delaware or Maryland, Job's Daughters International (with the exception of the stations of \_\_\_\_\_) legally installed for the transaction of business under the laws of Job's Daughters International and the Rules and Regulations of the Grand Guardian Council of DelMar. The *Installing Officer* gives one rap of the gavel.**

INSTALLING OFFICER: **Installing Guide and Installing Marshal, you will retire the Installing Officers.** See Plate 18.

The Installing Guide and Installing Marshal march east to the Altar line, where the Installing Guide turns left and the Installing Marshal turns right and march to a point in line with the south and north sides of the Altar. Both turn and march east to the East Line. The Installing Guide turns right and the Installing Marshal turns left and march to the North and South Marching Lines. As the Installing Guide and Installing Marshal pass the Installing Officers' stations and the Narrator, the Installing Officers and the Narrator will take their places in the line and march to the seats reserved for them. THEY DO NOT LEAVE THE ROOM. The Installing Officer presents the gavel to the Honored Queen and is seated at the right of the Senior Princess. The Installing Custodians' chairs should be quietly removed at this time. The Bethel Recorder should go to the desk when the Installing Recorder leaves the desk.

## ORDER OF BUSINESS FOR THE NEW HONORED QUEEN

*The Honored Queen stands to conduct each order of business and when using the gavel, but courtesy demands that she be seated when others have the floor for communications, presentations, or remarks.*

1. Prepared Acceptance Speech
2. Escort and Introductions - *This list may be modified at the discretion of the Honored Queen with the approval of the Executive members of the BGC.*
  - Parents and immediate family (Escorted)
  - Other members of the family to be introduced from the sidelines (Rise)
  - Honored Queens and Past Honored Queens of all Bethels, with the exception of those previously introduced. (Escorted)
  - Visiting Princesses and Past Princesses (Escorted)
  - Miss International Job's Daughter (Escorted)
  - Supreme Bethel Honored Queen and Supreme Bethel Officers and Representatives
  - Misses of all Jurisdictions. (Escorted)
  - Grand Bethel Honored Queen and Grand Bethel Officers (Escorted)
  - Visiting Job's Daughters and Majority Members (Rise)
  - Jobie-to-Bee's (Rise)
  - Supreme Guardian and Associate Supreme Guardian (Escorted)
  - Past Supreme Guardians, Past Associate Supreme Guardians, and Other Supreme Officers. (Escorted)
  - Grand Guardian and Associate Grand Guardian (Escorted)
  - Past Grand Guardians, Past Associate Grand Guardians, Past Jurisdictional Guardians and Associate Jurisdictional Guardians, and Other Grand Officers (Rise)
  - Grand Master (Escorted)
  - Worshipful Masters, Presiding Supreme or Grand Officers of other Masonic Family Organizations, and Presiding Officers of other Masonic Family Organizations (Rise)
  - Members of DeMolay and Rainbow (Rise)
3. Communications, announcements, invitations and reminders
4. Presentations - *Presentations may be modified at the discretion of the Honored Queen with the approval of the Executive members of the BGC.*
  - a. Past Honored Queen's Jewel and Certificate by the Honored Queen
  - b. Honored Queen's Jewel by the Installing Officer
  - c. Line Officer's pins, if exchanged.
  - d. Gift from Officers, if one is to be given
  - e. If the gavel is to be presented by someone other than a family member, the person presenting the gavel is escorted to the East.

5. Remarks - *Others may be called upon at the discretion of the Honored Queen with the approval of the Executive Members of the BGC.*
  - a. Bethel Guardian
  - b. Associate Bethel Guardian
  - c. Grand Guardian
  - d. Associate Grand Guardian
  - e. Honored Queen
6. Coin March (optional)
7. Closing

## INSTRUCTIONS FOR ESCORT AND INTRODUCTIONS

HONORED QUEEN: **Escort and Introductions.** My parents and immediate family will please rise and step to the sidelines. *Wait for them to rise and then proceed.* **Guide (rises) and Marshal (rises), you will escort my parents and immediate family to the East for introduction.**

HONORED QUEEN: **It is with pleasure that I introduce \_\_\_\_\_ *name*.** Members and friends, you will join me in giving a hearty welcome to my parents and immediate family. *Parents are to present the gavel at this time, if they are giving the gavel.*

**Guide and Marshal, you will escort them to the sidelines.**

*The Honored Queen proceeds through the Escort and Introductions as appropriate.*

HONORED QUEEN: **This completes Escort and Introductions.** *The Guide and Marshal return to their stations and are seated.* **One rap of the gavel**

## COMMUNICATIONS

HONORED QUEEN: **Recorder (rises), you will read the communications.** The Recorder reads only those communications, announcements, invitations and reminders to events being held before the next meeting of the Bethel, giving the name of the person signing each communication before it is read, then is seated. The Honored Queen gives **one rap of the gavel.**

## PRESENTATIONS

Presentations should be kept to a minimum. Only those called upon by the Honored Queen will make a presentation, at the discretion of the Executive members of the BGC.

HONORED QUEEN: **The Retiring Honored Queen will please rise** (if there is one). The Honored Queen presents the Retiring Honored Queen with her PHQ Jewel and certificate. The Retiring Honored Queen or the Installing Officer presents the Honored Queen with the Honored Queen's Jewel.

HONORED QUEEN: (If there are pins to exchange.) **Guide (rises) and Marshal (rises), you will approach the East for the exchange of the Line Officer's pins.**

*The Honored Queen will refer to her notes if anyone else is scheduled to make a presentation. She never asks if there are any other presentations.* **One rap of the gavel.**



## REMARKS

Remarks should be kept to a minimum. Only those called upon by the Honored Queen will make remarks, at the discretion of the Executive members of the BGC.

HONORED QUEEN: **Remarks.**

Bethel Guardian, Mom \_\_\_\_\_  
Associate Bethel Guardian, Dad \_\_\_\_\_  
Grand Guardian, Mom \_\_\_\_\_  
Associate Grand Guardian, Dad \_\_\_\_\_  
(Or the representative from the GGC)  
Miss Job's Daughter of DelMar, \_\_\_\_\_  
Miss Jr. Jobie of DelMar, \_\_\_\_\_  
Miss Congeniality of DelMar \_\_\_\_\_  
Grand Bethel HQ, \_\_\_\_\_  
Worshipful Master (if present) \_\_\_\_\_  
Most Worshipful Grand Master (if present) \_\_\_\_\_

Then the Honored Queen makes her remarks. **One rap of the gavel**

## COIN MARCH (optional)

HONORED QUEEN: **Coin March.** The coin march will benefit the \_\_\_\_\_ *name* \_\_\_\_\_. **One rap of the gavel**

## CLOSING

*The Recorder returns to her station on the floor.*

HONORED QUEEN: **Closing.** Our Chaplain will give the closing prayer. Chaplain (*rises*), you will attend at the Altar. **Three raps of the gavel.**

*If there is to be a benediction:*

HONORED QUEEN: **Closing.** Our Chaplain will give the closing prayer, which will be followed by the benediction given by \_\_\_\_\_ *name* \_\_\_\_\_. Chaplain (*rises*), you will attend at the Altar. **Three raps of the gavel.**

## INSTALLATION CLOSING PRAYER

CHAPLAIN: **Our Father in Heaven, we thank Thee for the Order of Job's Daughters. May we always be the "Fairest in the Land." Give the Officers who have been installed the appreciation and knowledge of their charge, so that they will always be faithful to our Order. Bless our Bethel, our girls and our leaders. We ask it in Thy name. Amen.**

*If Signing of the Bible is not used, the Chaplain rises, closes the Bible reverently and returns to her station. (Do not sing "Now Our Work Is Over.") One rap of the gavel*

## SIGNING OF THE BIBLE (Optional)

If Signing of the Bible is used, the Chaplain rises, closes the Bible reverently, then reopens the Bible to the signature page and returns to her station. (Do not sing "Now Our Work Is Over.")  
**One rap of the gavel.**

**HONORED QUEEN: Signing of the Bible.** The HQ and the PHQ go to the Altar and the PHQ signs the signature page of the Bible. The HQ then closes the Bible. If there is to be a song, the HQ and PHQ step backward five (5) steps toward the East Line, face east, and wait for the conclusion of the song. At the conclusion of the song, they return to the dais.

The HQ **gives two raps of the gavel** for the Officers (and Choir) to rise. The BG and ABG also rise at this time. Proceed with regular closing below.

\* \* \* \* \*

The Musician will play March music for the Custodians to remove the chairs. The Custodians return to their stations. The BG approaches the East. The HQ presents the BG with the gavel. The retiring march is the same as in the Ritual. The ABG (and parents of the HQ) remain on the south line until the Officers have left the East Line. Then the ABG and the parents approach the East to view the closing. If the Retiring HQ or the Installing Officer remains in the East, she shall be invited to view the closing with the BG, ABG and the parents.

Follow the directions in the Ritual for the closing formations. When the Officers are in position in the closing formation, the Musician shall play four chords for the Officers to kneel; (1) kneel on right knee, (2) down on left knee, (3) place the carrying piece on the floor, and (4) assume the attitude of prayer.

The Musician plays four chords for the Officers to rise; (1) drop hands, (2) pick up the carrying piece, (3) raise the left knee, and (4) stand.

When the Officers are in formation on the west line:

**BETHEL GUARDIAN: This concludes the Installation Ceremony.** The BG bows. The Officers (and the Bethel Choir, if in the west), respond with a bow. The BG sounds one rap of the gavel. Candle lights are extinguished at this time (if they have been used).

**BETHEL GUARDIAN: Please remain seated for the special ceremony.** (If one has been previously approved by the Executive Bethel Guardian Council).

The Officers (and the Bethel Choir) retire before the special ceremony.

## **GUIDELINES FOR THE INSTALLATION OF BETHEL DAUGHTERS AT A TIME OTHER THAN THE REGULAR STATED TIME**

Refer to the Installation of Officers and Choir for the proper lines of march and the charge(s). The installation of a Bethel Daughter shall be "B" under Good of the Bethel, as listed in the Order of Business in the Ritual. The Installing Officer will be the Presiding HQ.

If the Bethel Daughter has already taken the Obligation, it shall be omitted; and only the charge of the office given behind the Altar (i.e., when changing offices or positions due to a vacancy).

**HONORED QUEEN: The Daughters to be installed shall assemble on the West Line. Installing Guide and Installing Marshal, you will present the Officer(s) and/or Choir Member(s) for the Obligation.** *The Installing Guide and Installing Marshal will nod to the officers/choir to follow, then proceed to the North and South Marching Lines, then proceed east on the North and South Marching Lines to their waiting stations, turn toward the Altar, facing west. Nod to the Officers/choir members to proceed in front of them. When the Officers/choir members are in position west of the Altar, the Installing Guide and Installing Marshal turn toward the Altar and faces east.*

The waiting stations for the Installing Guide and Installing Marshal will be one step in back of the stations of the Chaplain and Treasurer on the North and South Marching Lines, facing east.

**INSTALLING GUIDE: Honored Queen, all is in readiness.**

The HQ shall take her gavel with her when she goes east of the Altar to give the Obligation. She stands directly in front of the Altar placing the gavel over her heart.

**HONORED QUEEN:** *(refer to page 9 for the Obligation.) At the conclusion of the Obligation, the HQ takes five (5) steps backward toward the East Line, turns and ascends the Dais.*

**HONORED QUEEN:** *Gives the charge to the respective station(s) and/or Choir member(s).*

**HONORED QUEEN: Installing Guide and Installing Marshal, you will conduct this/these Officer(s) to her/their station(s).**

*The Installing Guide and Installing Marshal return to their respective stations in the west and are seated.*

**HONORED QUEEN: Installing Recorder, you will make the Proclamation.**

Refer to page 15 for the Proclamation, making the necessary changes with reference to the Daughter(s) installed.

**HONORED QUEEN: This completes the Ceremony of Installation.** *(One rap of the gavel.)*

## INSTALLATION OF BETHEL GUARDIAN COUNCIL

### DIRECTIVES

1. The incoming Bethel Guardian (BG) shall have as her Installing Officers the following:
  - a. The Installing Officer(s) (who must be a member(s) in good standing in the Grand Guardian Council).
  - b. Installing Guide (BG,ABG,PBG,PABG or Bethel Member)
  - c. Installing Marshal (BG,ABG,PBG,PABG or Bethel Member)
  - d. Installing Recorder (BG,ABG,PBG,PABG or Bethel Member)
  - e. Installing Musician (BG,ABG,PBG,PABG or Bethel Member)
2. Installation of BGC shall be “C” under Good of the Bethel, as listed in the order of business in the Ritual.
3. Duties of the Installing Officer
  - a. Provide the Installing Recorder with a list of the members of the BGC to be installed and a copy of the Proclamation.
  - b. Obtain the Certificates of Appointment.

\*\*\*\*\*

**HONORED QUEEN: Guide and Marshal, you will escort to the East the Installing Officer(s) who will install the Bethel Guardian Council and then return to your stations. When the Guide and Marshal have returned to their stations and are seated, I have the pleasure of introducing name(s) who will serve as the Installing Officer(s).**

*The Honored Queen hands the gavel to the Installing Officer and is seated.*

**INSTALLING OFFICER: Members and friends, we are about to install the Bethel Guardian Council Members of Bethel No. \_\_\_\_\_ of \_\_\_\_\_, Delaware or Maryland, Job’s Daughters International. I trust that this installation will be an inspiration to those present tonight to work for the good of this Bethel. No Bethel can function without a Bethel Guardian Council. Parents, grandparents, guardians and adults with proper Masonic relationship are welcome to attend all Bethel meetings. The Installing Officers assisting with the Installation will please assume their stations.**

*If the Installing Officers are adults, the Installing Recorder will be seated in the Recorder’s station at the East Line. The Installing Guide and Installing Marshal will stand on the West Line, facing east. See Plate 19.*

**INSTALLING OFFICER: Installing Recorder (rises), you will call the names of the members of the new Bethel Guardian Council, appointed by the Grand Guardian. As your name is called, please rise and assemble on the West Line.**

*The Installing Recorder calls the names of the members of the new BGC. (If Past Honored Queens or Majority Members are appointed on the Council, special mention should be made.)*

**INSTALLING OFFICER: Installing Guide and Installing Marshal, you will present the members of the Bethel Guardian Council west of the Altar. See Plate 20.**

*The Installing Guide and Installing Marshal will assume their waiting stations, one step in back of the stations of the Chaplain and the Treasurer on the North and South Marching Lines, facing east.*

*The Installing Officer(s) descends the Dais, bringing the gavel with her/him, standing east of the Altar and gives the Obligation.*

**INSTALLING OFFICER: To qualify as a member of a Bethel Guardian Council, you must pledge yourselves to attend all Bethel and Bethel Guardian Council meetings unless prevented by a reasonable excuse. Do you so promise? (Answer: I do.)**

**You will place your right hand over your heart and repeat the following obligation:**

**In the presence of God and these witnesses - I promise to obey the laws of Job's Daughters International - that I will advise with the Grand Guardian -and the Grand Guardian Council- in working for the good of Job's Daughters - that I will perform the duties of my office - according to the Constitution, Bylaws and Standard Operating Procedures of the Supreme Guardian Council, - the Manual of Rules and Regulations of the Grand Guardian Council - and the Bylaws of this Bethel - that I will endeavor to live - in accordance with the teachings - of the Ritual of Job's Daughters International - in the hope that I may be found worthy - of being a Guardian of the "Fairest In All The Land." - To this pledge I promise faithful obedience - agreeing to vacate my office - by declaration of the Grand Guardian - should I violate my obligation.**

*The Installing Officer(s) takes five (5) steps backward, turns and ascends the Dais.*

**INSTALLING OFFICER: As members of the Bethel Guardian Council, your duties are defined in detail in the Supreme Bylaws and the Manual of Rules and Regulations of the Grand Guardian Council of DelMar. You shall make yourself thoroughly familiar with the laws of the Order as well as the Bylaws of this Bethel. Please step forward for your charge as your station is called, then return to your place, not turning your back to the Altar.**

**BETHEL GUARDIAN: Steps to center of semicircle. It shall be your duty to call all Bethel Guardian Council meetings, preside over same, and attend all Bethel meetings. To supervise the transactions of the Bethel and see that the officers are proficient in their ritualistic work. It shall be your duty to teach the principles of the organization, to maintain good order at all convocations of the Bethel, and to see that all Bethel meetings are promptly opened and closed at a reasonable hour.**

**To see that all applicants for membership are properly visited, advising with the Associate Bethel Guardian and members of the Visitation Committee of the Bethel regarding same.**

**To serve as custodian of the Bethel Charter and all copies of the Proficiency Lessons.**

**To make yourself thoroughly familiar with the Constitution, Bylaws and Standard Operating Procedures of the Order and the Manual of Rules and Regulations of the Grand Guardian Council and Bylaws of this Bethel.**

**You should be a companion to the Daughters in their joys and pleasures and a safe haven in times of distress. Upon you, therefore, to a great extent, depends the success of this Bethel. Are you willing to assume these responsibilities?** *(Answer: I am.) Then returns to place in semicircle with other Council members.*

**ASSOCIATE BETHEL GUARDIAN:** *Steps to center of semicircle.* **You have been appointed as Associate Bethel Guardian for the specific reason that you are a Master Mason, the source of our heritage and the symbol of our ideals. Your membership in the Masonic Fraternity, has highly qualified you for this special honor.**

**It is your duty to investigate the Masonic relationship of all applicants.**

**To become thoroughly familiar with the Constitution, Bylaws, and Standard Operating Procedures of the Order, and the Manual of Rules and Regulations of the Grand Guardian Council and Bylaws of this Bethel so that you can properly assist the Bethel Guardian in the performance of her duties and assume them in her absence. To see that the Bethel books are audited at the conclusion of each term and a report made at the next regular meeting of the Bethel.**

**Are you willing to assume these responsibilities?** *(Answer: I am.) Then returns to semicircle with other Council members.*

**GUARDIAN SECRETARY: Guardian Secretary.** *Steps to center of semicircle.* **It is your duty to supervise the work of the Recorder and to make proper record of all Bethel Guardian Council meetings. It is, therefore, your duty to attend all Bethel meetings regularly, and all meetings of the Bethel Guardian Council.**

**Are you willing to assume these responsibilities?** *(Answer: I am.) Then returns to semicircle with other Council members.*

**GUARDIAN TREASURER:** *Steps to center of semicircle.* **It is your duty to supervise the work of the Bethel Treasurer and to receive all money from her, giving her a receipt. To supervise the work of the Librarian by carefully reading her report before it is given. It is, therefore, your duty to attend all Bethel meetings regularly, and all meetings of the Bethel Guardian Council.**

**Are you willing to assume these responsibilities?** *(Answer: I am.) Then returns to semicircle with other Council members.*

\*\*\*\*\*

*All Executive BGC charges shall be given before Associate BGC charges.*

*The Guardian title is only for the Executive Position, if Music is the Executive Position use the word Guardian, if Epochs is the Executive Position use the word Guardian, if Promotion is the Executive Position use the word Guardian. For the non- Executive Position use the Director title.*

**INSTALLING OFFICER:**

**GUARDIAN DIRECTOR OF MUSIC:** *Steps to center of semicircle.* **Yours is an important office, as the musical part of our ceremony is as important as the work itself. It is your duty to attend all meetings of the Bethel and the Bethel Guardian Council.**

**You should have a musician proficient at all times, a Bethel Choir in readiness for all ceremonies and such musical programs as may be for the good of the Order.**

**Are you willing to assume these responsibilities?** *(Answer: I am.) Then returns to semicircle with other Council members.*

**GUARDIAN DIRECTOR OF EPOCHS:** *Steps to center of semicircle.* **It is your duty to assist the Bethel Guardian in instructing the officers in their speaking parts, that the lessons they impart to the Pilgrims may be given in an impressive and reverent manner. This is important, as we realize that first impressions are usually lasting.**

**Are you willing to assume these responsibilities?** *(Answer: I am.) Then returns to semicircle with other Council members.*

**GUARDIAN DIRECTOR OF PROMOTION:** *Steps to center of semicircle* **Your duty is to assist the Members in promoting interest in the Bethel activities with special emphasis on increasing membership.**

**Are you willing to assume these responsibilities?** *(Answer: I am.)*

\*\*\*\*\*

**PROMOTER OF SOCIABILITY:** *Steps to center of semicircle.* **It is your duty to ascertain if visitors are entitled to be present at the Bethel meeting and to cordially welcome them. To assist the committee appointed by the Honored Queen in the preparation of the Candidates, and to perform such other duties as will add to the social activities of the Bethel.**

**Are you willing to assume these responsibilities?** *(Answer: I am.) Then returns to semicircle with other Council members.*

**CUSTODIAN OF PARAPHERNALIA:** *Steps to center of semicircle.* **It is your duty to see that the paraphernalia is carefully preserved, to instruct the Marshal, Senior Custodian and Junior Custodian how to properly display and remove paraphernalia and to supervise**

**the care and appearance of the robes.**

**Are you willing to assume these responsibilities?** *(Answer: I am.) Then returns to semicircle with other Council members*

**PROMOTER OF FINANCE:** *Steps to center of semicircle.* **It is your duty to guard carefully the financial condition of the Bethel and to assist the Honored Queen or the committee appointed by her in planning and promoting such activities as will add to the Bethel funds and to assist in the audit of the Bethel books.**

**Are you willing to assume these responsibilities?** *(Answer: I am.) Then returns to semicircle with other Council members.*

**PROMOTER OF HOSPITALITY:** *Steps to center of semicircle.* **It is your duty to assist the committee appointed by the Honored Queen to provide refreshments and to assist the members of this Bethel in extending hospitality to members and guests.**

**Are you willing to assume these responsibilities?** *(Answer: I am.) Then returns to semicircle with other Council members.*

**DIRECTOR OF PATROL:** *Steps to center of semicircle.* **It is your duty to supervise the activities of the drill team, to attend all drill team meetings and to give a detailed report of such activities when requested to do so by the Executive Members of the Bethel Guardian Council.**

**Are you willing to assume these responsibilities?** *(Answer: I am.) Then returns to semicircle with other Council members.*

**PROMOTER OF YOUTH ACTIVITIES:** *Steps to center of semicircle.* **It is your duty to counsel and advise the members of the Bethel as a social group and to encourage and foster an interest in all Bethel activities thus aiding the Honored Queen in the performance of her duties.**

**Are you willing to assume these responsibilities?** *(Answer: I am.) Then returns to semicircle with other Council members.*

**PROMOTER OF GOOD WILL:** *Steps to center of semicircle.* **It is your duty to remember those who may be ill or in need, impressing upon the members the fact that a kind word brings sunshine into the lives of the afflicted.**

**Are you willing to assume these responsibilities?** *(Answer: I am.) Then returns to semicircle with other Council members.*

**PROMOTER OF FRATERNAL RELATIONS:** *Steps to center of semicircle.* **It is your duty to contact various Masonic organizations and make known to the members thereof the ideals and purpose of Job's Daughters International.**



**To arrange for the Bethel Officers to exemplify the ritualistic work before Masonic bodies and affiliated organizations.**

**Are you willing to assume these responsibilities?** (*Answer: I am.*) *Then returns to semicircle with other Council members.*

**BETHEL BEE KEEPER:** *Steps to center of semicircle.* **It is your duty to develop and oversee the Beehive Program for girls who have not yet attained the age for Job's Daughter membership.**

**Are you willing to assume these responsibilities?** (*Answer: I am*) *Then returns to semicircle with other Council members.*

**INSTALLING OFFICER:** **To the members of the Bethel Guardian Council has been given the privilege of guiding and advising these fair Daughters in life's pilgrimage and assisting them in their projects for the good of the Bethel. You should be alert and watchful that your conduct will be an example of patience and virtue which will be an inspiration for the Daughters to emulate.**

**Installing Guide and Installing Marshal, you will conduct the Bethel Guardian Council to the East Line where they will face west. See Plate 21.**

**Officers and Members of this Bethel, please rise. Pause. These adults have pledged their time and service to assist you. I'm sure I need not tell you that your Bethel Guardian Council should receive the utmost respect and courtesy. They are willing to help you at all times. Are you willing to cooperate and advise with them in all matters concerning the good of the Bethel? If you are, the answer is, I am. (Answer: I am.) One rap of the gavel**

**The Bethel Guardian Council will please face east for the presentation of their Certificates of Appointment. The Installing Officer(s) descends the Dais, and presents each Council Member with a Certificate of Appointment. The Installing Officer(s) ascends the Dais.**

**INSTALLING OFFICER:** **Installing Guide and Installing Marshal, you will conduct the Bethel Guardian Council to the sidelines, after which you will return to your waiting stations. See Plate 22.**

**Installing Recorder (rises), you will give the Proclamation.**

**INSTALLING RECORDER:** (*Raises right hand*) **By direction of the Grand Guardian, I proclaim the members of the Bethel Guardian Council of Bethel No. \_\_ of \_\_\_\_\_, Delaware or Maryland, of Job's Daughters International, (with the exception of \_\_\_\_\_) duly and regularly installed, under the Manual of Rules and Regulations of the Grand Guardian Council of DelMar. One rap of the gavel**

**INSTALLING OFFICER:** **Installing Guide and Installing Marshal, you will retire the Installing Officers. See Plate 23.**

*The Installing Officer returns the gavel to the Honored Queen before retiring after all have been seated,*

**HONORED QUEEN: This completes the Installation of the Bethel Guardian Council. (*One rap of the gavel*)**

## **GUIDELINES FOR THE INSTALLATION OF COUNCIL MEMBERS AT A TIME OTHER THAN THE REGULAR STATED TIME**

Refer to the Installation of Bethel Guardian Council for the proper lines of march and the charge(s). The installation of a BGC member(s) shall be "C" under Good of the Bethel, as listed in the Order of Business in the Ritual. The Installing Officer will be a member in good standing of the GGC of DelMar (i.e., BG, ABG, Grand Deputy). If the Council Member(s) has already taken the Obligation, it shall be omitted, and only the charge of the office given behind the Altar (i.e., when changing offices or positions due to a vacancy).

**HONORED QUEEN: Guide and Marshal, you will escort to the East the Installing Officer who will install the Bethel Guardian Council Member(s). When the Installing Officer is in the East, I have the pleasure of introducing \_\_\_\_\_ who will serve as the Installing Officer.** *(The Honored Queen hands the gavel to the Installing Officer and is seated.)*

**INSTALLING OFFICER: The member(s) of the Bethel Guardian Council appointed by the Grand Guardian will please rise and step to the sidelines. Installing Guide and Installing Marshal, you will conduct the member(s) west of the Altar.**

*INSTALLING OFFICER: (Please refer to page 21 for the Obligation and pages 21, 20 and 23 for the proper charges.)*

**INSTALLING OFFICER: As a member of the Bethel Guardian Council, your duties are defined in the Supreme Bylaws and the Manual of Rules and Regulations of the Grand Guardian Council of DelMar. We urge you to study them thoroughly, for to you has been given the privilege of guiding and advising these Fair Daughters in life's pilgrimage and assisting them in their projects for the good of the Bethel. You should be alert and watchful that your conduct will be an example of patience and virtue which will be an inspiration for the Daughters to emulate.**

**Installing Guide and Installing Marshal, you will escort the member(s) of the Bethel Guardian Council to the East for Introduction and to receive his/her/their Certificate(s) of Appointment.**

*(The Installing Officer presents the Certificate(s).) It is with pleasure that I introduce \_\_\_\_\_.* *If PHQ or MMJH special mention should be made.*

**Installing Recorder, you will give the Proclamation.**

*INSTALLING RECORDER: (See page 23, making the necessary changes.)*

**INSTALLING OFFICER: (One rap of the gavel.) Installing Guide and Installing Marshal, you will conduct the member(s) of the Bethel Guardian Council and the Installing Officer to the sidelines.**

*The Installing Guide and Installing Marshal return to their stations in the west and are seated.*

**HONORED QUEEN: This completes the Ceremony of Installation.** *(One rap of the gavel.)*

## OBLIGATION CEREMONY

The Obligation Ceremony may be given:

1. At a regular closed meeting in place of Initiation. Only those eligible to witness a Job's Daughters meeting may attend. **OR**
2. As an Exemplification for persons eligible to attend a Bethel Meeting, with Opening, Escort, Introductions and Honors, Obligation and Closing. (A Special Dispensation, no fee, is required when the Obligation Ceremony is given for Exemplification. It shall be read after Introductions, as per the Ritual.)

HONORED QUEEN: **Obligation Ceremony.**

*The Recorder returns to her station on the floor and the Outer Guard returns to her station outside the Anteroom door when the Ceremony is announced. No one is permitted to enter or leave during the Obligation Ceremony.*

HONORED QUEEN: **Job's Daughters International provides an obligation which is a precept for guidance as we journey through life... and a goal with which to measure our attainments. Our organization is judged by the manner in which we exemplify our sacred promise. If we live it with sincerity and truth, then the name of Job's Daughters will be held in high esteem.**

**In taking our Obligation, we make a solemn pledge. Let us always bear in mind that each Daughter is a living symbol of our principles and should conduct herself in a manner that will reflect credit to our beautiful Order.**

HONORED QUEEN: **We will now form a circle to reaffirm our Job's Daughters' Obligation. *Two raps of the gavel.* The HQ leaves the gavel in the East.**

*The Honored Queen, Senior and Junior Princesses, Recorder, Senior and Junior Custodians, and Librarian form the east half of the circle. The Messengers and Treasurer step out from their chairs to form the west half of the circle. The Chaplain remains at her station. The Guide, Marshal, and Inner Guard step to the West Line and move forward to join the circle.*

HONORED QUEEN: **The Bethel Choir and members on the sidelines will please rise and join us in our circle. When all are in formation, Chaplain, you will attend at the Altar.**

*The Musician plays "Holy, Holy, Holy" for the Chaplain to attend at the Altar. When the Chaplain is at the Altar, all kneel and assume the attitude of prayer when the Chaplain does. See Plate 24.*

HONORED QUEEN: **Daughters, you will repeat the Obligation. (Proficiency Work No. 2.) All Daughters repeat the Obligation. While the Chaplain and the Daughters are still kneeling, all sing "Lord, Have Mercy Upon Us," OR "Blessed Father I Have Promised," OR "We Pledge**

*Our Hearts.”*

*The Musician plays a chord for all to rise, then plays "Peace" OR "To A Wild Rose" for the Chaplain to return to her station. All return to their respective seats. **One rap of the gavel***

*Other officers at their station shall give all parts if the stated officers' station is vacant. Each Officer rises, says her part, and remains standing.*

**FIRST MESSENGER:** *(Rises, standing in front of her chair.)* **As I knelt before the Altar and renewed my sacred vow, I pledged to love the Lord, my God, with all my heart.**

**SECOND MESSENGER:** *(Rises, standing in front of her chair.)* **I vow to be true and justly do all in my power to uphold the laws of my country and its flag.**

**THIRD MESSENGER:** *(Rises, standing in front of her chair.)* **I will honor my parents and guardians in thought, word and deed, for God says “Honor Thy Father and Mother.”**

**FOURTH MESSENGER:** *(Rises, standing in front of her chair.)* **In observing the rules of Job’s Daughters, I vow I will always follow the laws that govern our Bethel in every way.**

**FIFTH MESSENGER:** *(Rises, standing in front of her chair.)* **Let me be a friend, whose friendship does not fade away but reflects virtue, majestic, like the sun at the close of a beautiful day.**

**MARSHAL:** *(Rises, standing in front of her chair.)* **We are building, day by day; The deeds we do will reflect on our character, so let us be fair, for we are Job's Daughters true.**

**GUIDE:** *(Rises, standing in front of her chair.)* **We are beginning our journey of life, guided by the lessons here taught to hold high our aim and name, that we will be a credit to ourselves and to our beautiful Order.**

**JUNIOR PRINCESS:** *(Rises, standing in front of her chair.)* **Nothing is gained without effort, so whatever we do, let us do our best. With patience and steadfast perseverance, we will attain success.**

**SENIOR PRINCESS:** *(Rises, standing in front of her chair.)* **Each of us must pass through an hour of trial, so let us keep faith in God above, for faith is the strength of the soul.**

**HONORED QUEEN:** *(Rises, standing in front of her chair.)* **Let us hold fast to these lessons of life, beautiful, impressive and true. Be gracious and upright, always remaining steadfast and your reward will come to you. Value friendship, keep the faith, act with honor -- and we will be known throughout the land as “True Daughters of Job.”**

*Song: “Behold, We Are the Daughters of Job.”*

**HONORED QUEEN:** **Let us unite in prayer. Chaplain (rises), you will attend at the Altar. **Three raps of the gavel.****

CHAPLAIN: *Musician plays "Sweet Hour of Prayer" for the Chaplain to attend at the Altar.*  
**Our Heavenly Father, renew in our hearts this Obligation. Help us to practice it in our lives and to teach it in the true spirit. Amen.**

*The Musician plays "To A Wild Rose" OR "Peace" as the Chaplain returns to her station. One rap of the gavel.*

HONORED QUEEN: **This concludes our Obligation Ceremony. One rap of the gavel** *If used for an exemplification, use a Closing Ceremony in the Ritual.*

## MAJORITY CEREMONY

The Majority Ceremony may be given:

1. At a regular closed meeting in place of Initiation. Only those eligible to witness a Job's Daughters meeting may attend. **OR**
2. As an Exemplification for persons eligible to attend a Bethel Meeting, with Opening, Escort, Introductions and Honors, Reading of Special Dispensation, Majority Ceremony and Closing Ceremony. (A Special Dispensation, no fee, is required only when the Majority Ceremony is given for Exemplification. It shall be read after Introductions, as per the ritual.) **OR**
3. As an Exemplification at an Open Meeting without Ritualistic Opening. The meeting is opened by the BG and the ABG. The Bethel Officers (and Bethel Choir) march in. *See Plate 25.* The Honored Queen proceeds with the meeting, calling for the reading of the Special Dispensation, Majority Ceremony, and Closing Ceremony. In an Open Meeting, the Outer Guard is seated inside the Bethel Room near the Preparation Room door.

Flowers and fern should be in the East, one of each for each Majority Member receiving the ceremony. The fern for the Honored Queen, a purple flower for the Senior Princess and a white flower for the Junior Princess to present to each member receiving the Ceremony. The member(s) receiving the Ceremony may be presented with a corsage(s) before the meeting.

The Director of Music, the Honored Queen and the Daughter Musician may plan appropriate music for the Ceremony.

HONORED QUEEN: Recorder (*rises*) You will read the Special Dispensation.

**HONORED QUEEN: The member(s) receiving the Majority Ceremony will please assemble on the West Line.**

**Members and friends of Bethel No. \_\_\_\_\_, we have assembled here to extend our best wishes to this (these) Daughter(s). Guide and Marshal, you will escort the member(s) who is (are) to receive her (their) Majority Ceremony to the East Line.**

*The Guide and Marshal proceed to the West Line - Guide leading, Marshal last in line. Proceed across the West Line to the South Marching Line, then to the East Line, turn north and stand on the East Line, facing east. See Plate 26.*

**GUIDE: (*Faces the Honored Queen.*) Honored Queen, I have the pleasure of introducing \_\_\_\_\_ *name(s)* \_\_\_\_\_ who is (are) entitled to receive her (their) Majority Ceremony.**

**HONORED QUEEN: You have had active membership in our Order whose corner stone is truth and whose keystone is love. You have reached an important milestone on your journey through life. This hour has been set apart in order that we may confer this Majority Ceremony as a parting gift of friendship, and we hope, that as you go forth to**

assume your various obligations, you will be guided by the teachings you received during your journey in Job's Daughters. Before the Altar you took a solemn obligation and received your first lessons in our beautiful Order. You will now be escorted to the Altar to receive our final blessings, after which the Officers will present you gifts of lasting memories. Guide and Marshal, you will conduct the Daughter(s) west of the Altar.

*March music, "He Leadeth Me." The Guide turns left, marches to the North Marching Line, turns left, marches on the North Marching Line to the Altar Line, turns south, marches on the Altar Line to a point between the Chaplain's chair and the Altar, then west between the Altar and the station of the Chaplain to a point in line with the front of the Third Messenger's chair. The Guide turns and marches south between the stations of the First and Third Messengers. All face east. Daughters kneel west of the Altar, between the First and Third Messengers' stations, and assume the Attitude of Prayer. See Plate 27.*

HONORED QUEEN: **Chaplain, (rises) you will attend at the Altar.** *Three raps of the gavel.*  
*Altar music.*

CHAPLAIN: *Opens the Bible (if not already opened).* **Our Heavenly Father, we ask your blessing upon our Bethel and those assembled here. We especially ask that wisdom and guidance may be given to this (these) Daughter(s) who are leaving our midst to enter upon a new journey. May she (they) practice in her (their) daily life (lives) the lessons she has (they have) learned in our beautiful Order. Bless our members and give us strength to continue in every good work so that we may grow and prosper. Amen.**

*Altar music. The Chaplain returns to her station.* *One rap of the gavel.*

HONORED QUEEN: **Guide and Marshal, you will conduct this (these) Daughter(s) east of the Altar.** *The Honored Queen is seated.*

*The Guide leads the Daughter(s) around to the east side of the Altar, going between the Altar and the Treasurer's chair to a position on the east side of the Altar, facing the Messengers.*

GUIDE: **Officers, have you a parting gift for this (these) Daughter(s)?**

*The Treasurer begins her part. Each officer rises, gives her message and then is seated.*

TREASURER: **The gift I give you is HONESTY. Honesty is a virtue to be practiced throughout your life. Be honest with yourself; always admitting the truth.**

FIRST MESSENGER: **The gift I give you is FRIENDSHIP. It is priceless and time enhances its value. To make new friends, we must possess virtues which others admire. May friendship contribute to your happiness and may you walk down through the years comforted and blessed with friends.**

SECOND MESSENGER: **The gift I give you is HONOR. Character is not built in a day. Its foundation is laid early in life. Its chief element is honor. May you always have that fine sense of honor which demands justice to all and gives offense to none.**



**THIRD MESSENGER: The gift I give you is TRUTH. It is an attribute which anyone should cherish; it is the standard by which character is measured. In this Bethel we have learned many truths which should guide us and light our pathway through our lives.**

**FOURTH MESSENGER: The gift I give you is CHARITY which enriches our lives. The perfect gift is to give of yourself. May you always be blessed with an understanding heart and be filled with the spirit of charity.**

**FIFTH MESSENGER: With all the other gift bestowed upon you, you would not be happy without the gift I have to offer. The gift I give you is LOVE. May it enrich your life and broaden your vision until everyone with whom you come in contact will be blessed by knowing you. We wish you love.**

**Guide and Marshal, you will conduct this (these) Daughter(s) to the East Line.**

*The Guide turns right, marches to the North Marching Line, turns east, marches to the East Line, turns right and marches south centering the Daughter(s) directly in front of the Honored Queen, facing east. See Plate 28.*

**RECORDER: At her station. According to the records, you have been in good standing during the time you have had membership in Job's Daughters and we are pleased to place your name on our Majority List.**

**LIBRARIAN: Upon our Altar lies the Book of Books. Make it your constant guide in all things, so that you may ever be known as a true Daughter of Job, the “Fairest in all the land.”**

**MARSHAL: Turns and faces the Daughter(s). In the East stands our Country’s Flag. Never waiver in your duty as a citizen, and never falter in your allegiance to the United States of America. The Marshal returns to the East Line.**

**GUIDE: Honored Queen, (rises) this (these) Daughter(s) has (have) heard the good words and wishes of our Officers, and I now present her (them) to you.**

**HONORED QUEEN: Junior Custodian, (rises and faces the Honored Queen) the jewel in the Junior Princess’ crown is white. Will you remind the Daughter(s) of its message? The Honored Queen is seated. The Junior Custodian faces west.**

**JUNIOR CUSTODIAN: White in all ages has been deemed an emblem of purity and a symbol of joy. We wish you the greatest joy of all, that of work well done and a life well spent. The Junior Custodian is seated.**

**JUNIOR PRINCESS: (rises) May you always remember the lessons taught in Job’s Daughters. I represent Jemima (Je mi’ ma), one of Job’s three daughters. May purity and truth remain faithful to your every thought, word and act. I give you the white flower, an**

**emblem of purity.** *The Junior Princess descends the Dais, gives each Daughter a white flower, returns to her station and is seated.*

**HONORED QUEEN: Senior Custodian,** *(rises and faces the Honored Queen)* **the jewel in the Senior Princess' crown is purple. Will you remind the Daughter(s) of its message?** *The Honored Queen is seated. The Senior Custodian faces west.*

**SENIOR CUSTODIAN: Purple is the emblematical color of our Order. It is the symbol of royalty. True royalty is founded in nobility of character, made up of virtuous habits and thoughts. May your character always merit the cloak of royal purple.** *The Senior Custodian is seated.*

**SENIOR PRINCESS: (rises) I represent Kezia (Ke zi' uh), the second daughter of Job. May the emblem of this epoch, which symbolizes prayer, be a constant reminder of Job's great faith in God. I present you this purple flower, representing royalty and power.** *The Senior Princess descends the Dais, gives each Daughter a purple flower, returns to her station and is seated.*

**HONORED QUEEN: (rises) As Honored Queen I represent Keren Happuch (Ker en ha' puk), the third daughter of Job. After Job's tribulation, God rewarded him with great riches and a long life of happiness. May you share abundantly in life's richest blessings.**

**This ceremony makes a new epoch in your life. May the gifts of FRIENDSHIP, HONOR, TRUTH, CHARITY, LOVE and HONESTY be the watch words of your life (lives) and the lessons and experiences in Job's Daughters render you valuable service.**

**Your obligation does not cease with your activities with the Bethel but should be forever. We hope that your interest in the Bethel will continue.**

**This sprig of green represents immortality and signifies that the pledge between us is everlasting. Once parted we may never meet again, but let us forever have one last watchword:**

**Mizpah—"May the Lord watch between me and thee, while we are absent one from another."**

*The Honored Queen descends the Dais, gives each Daughter a sprig of fern, her Majority certificate and then returns to her station.*

**HONORED QUEEN: You will face west. Members and friends, you will join me in giving a hearty welcome to the Majority Member(s). Guide and Marshal, you will escort her (them) to the sidelines.** *The Guide and Marshal use the Escort march in the Ritual.*

**HONORED QUEEN: This concludes our Ceremony.** *One rap of the gavel.* *The Guide and Marshal return to their stations.*

\*\*\*\*\*

*If used in place of Initiation at a regular closed meeting, proceed with the Bethel meeting as per the Ritual.*

\*\*\*\*\*

*If used as an Exemplification for persons eligible to attend a Bethel meeting, proceed with a Closing Ceremony as per the Ritual.*

\*\*\*\*\*

*If used as an Exemplification at an Open Meeting, use the Closing Ceremony below.*

HONORED QUEEN: Closing. Chaplain (*rises*), you will attend at the Altar. **Three raps of the gavel.** Altar Music.

CHAPLAIN: Heavenly Father, be with us as we go our various ways, guide and protect each one assembled here. May we practice in our daily lives the trustful faith of Job. Bless our leaders, our parents and those near and dear to us. Amen.

*The Chaplain closes the Bible and returns to her station with Altar music. **NO RAPS OF THE GAVEL.***

HONORED QUEEN: All present, except the Officers, (Bethel Choir), Bethel Guardian and Associate Bethel Guardian will please be seated until the Officers (and Bethel Choir) have retired. *Continue with a Closing Ceremony as per the Ritual.*

\*\*\*\*\*

*The BG may invite the Majority Member(s) to witness the Closing Ceremony. As the BG ascends the Dais, the ABG goes to the Majority Member(s) to escort her (them) to the East Line, where she (they) will be greeted by the members. (This is the same procedure used in Initiation.)*

**MEMORIAL CEREMONIES**

**DRAPING OF THE ALTAR**

Under “Good of the Bethel,” last order (H), as per the Ritual.

The BG will instruct the officers setting up the Bethel room to drape the Altar prior to the meeting.

**HONORED QUEEN: Memorial Ceremony. Three raps of the gavel. Tonight, we find our Altar draped in loving memory of \_\_\_\_\_ name \_\_\_\_\_. The Honored Queen should read the Memorial Card starting with the name.**

**HONORED QUEEN: Chaplain, you will attend at the Altar.**

**CHAPLAIN: Heavenly Father, you have called name to Eternal Rest. We thank You for his/her service to the "Fairest in the Land." Be with us and give us strength and courage. Guide us, teach us, love us until we all meet again in the Great Bethel on high. Amen.**

The Chaplain returns to her station. **One rap of the gavel.**

\*\*\*\*\*

The Altar shall remain draped for one meeting after the Memorial Ceremony.

In the event two (2) or more Memorial Cards are to be read, the Altar shall be draped only once.

## ADULT WORKER MEMORIAL CEREMONY

This ceremony may be narrated by one Daughter, one member of the Supreme, Grand, Jurisdictional or Bethel Guardian Council, preferably someone who was close to the deceased during her/his life or a member of her/his Bethel, or a combination of several people, Daughters and/or adults.

**NARRATOR: Let us pray: Heavenly Father, God of courage, strength, understanding and love; we thank you for the life of \_\_\_\_\_. We shall miss her/his kindness and love. We are confident, as we bid her/him farewell in this life, we will one day join her/him again in that bright, fair land on High. Be very near and especially bless her/his family (names may be mentioned) and all those gathered this day to remember her/him. May all members of this \_\_\_\_\_ (Supreme, Grand, Jurisdictional or Bethel Guardian Council) know Your abiding presence and comfort. In the Master's holy name we pray. Amen.**

**The evergreen, which we present this day, is a symbol of everlasting life, which our God has given her/him. The Great Bethel on High has opened for \_\_\_\_\_ (name), and she/he will now live in the arms of our God forever.**

**Tender little memories of some word or deed  
Give us strength and courage when we are in need...  
Blessed little memories help to bear the pain that life has tossed  
And soften all the tears and loneliness of our loss...  
Precious little memories of little things that were done  
Make the very darkest day a bright and happy one**

**Because \_\_\_\_\_ (name) was such a vital member of our Order and loved by many and because her/his fond memories will always be with us and give us comfort, she/he is with us still!**  
A solo or special music may be presented.

**Let us pray: May the Lord, Mighty God, bless and keep us forever. May He grant us perfect peace, and courage in every endeavor. Lift our eyes to see Your face, Oh God, and may we be blessed by Your grace forever. In the name of the Lord God, our Father, we humbly pray. Amen.**

## MEMORIAL CEREMONY (Optional)

This ceremony is given under “Good of the Bethel,” following the close of the Bethel meeting or at an open meeting called for this purpose. It may also be presented at a funeral home or another appropriate location.

The flowers to be used in the ceremony are placed near the stations of the Guide and Marshal before the meeting opens. The flowers shall remain on the Altar (not on the Bible) until after the meeting is closed. If it is necessary to hold the Memorial Ceremony for more than one Daughter, the ceremony shall be modified to include all Daughters. This ceremony may also be modified for use as a tribute to an adult worker.

HONORED QUEEN: **Memorial Ceremony.**

**Members and friends of Bethel No. \_\_\_ God has called to His eternal home our beloved member (first and last name.) Although her travels through the journey of life on earth were brief, we shall always cherish the memory of her presence among us.**

RECORDER: (Name) **was born** (day, month, year) **at** (state, province, country) **and was initiated into Bethel No. \_\_\_ on \_\_\_\_.** **She entered the Great Bethel on High on \_\_\_\_\_.**

HONORED QUEEN: **Our Chaplain will lead us in prayer. Three raps of the gavel (\*\*\*)**.  
March music: Handel’s “Largo.”

The Guide and Marshal pick up the flowers, march to the South and North Marching Lines, turn and march east to the East Line. They then proceed on a diagonal line to a point on either side of the Altar, facing the Altar. When the Guide and Marshal are in position, the Chaplain goes to Altar. Altar music: “Sweet Hour of Prayer.”

CHAPLAIN: **Our Heavenly Father, we thank You for Your love and tender care. Make us worthy of that love. We thank You for the life of (first name). We shall miss her kind spirit and loving ways. Be very near to her loved ones. May we realize that we have only said “Good night,” and in that bright, fair land we shall bid her “Good morning.” Be with and bless the members of our Bethel. We ask this in Your Holy Name. Amen.** Chaplain rises. **One rap of the gavel (\*)**.

SENIOR PRINCESS: **As a tribute to her life we place Lilies of the Valley on the Altar. They represent purity and the innocence of youth.** Marshal places a sprig of Lilies of the Valley on the Altar (not on the Bible).

JUNIOR PRINCESS: **As a tribute of our love to her we place Forget-Me-Nots on the Altar. They represent fine character and leave us with lasting memories.** Guide places the Forget-Me-Nots on Altar (not on the Bible).

HONORED QUEEN: **The evergreen is placed on the Altar as a symbol of life everlasting. The gates of the Great Bethel on High have opened for \_\_\_\_\_ and she lives in the arms of God forever.** Both the Guide and Marshal place a sprig of evergreen on the Altar.

If approved by the Executive Members of the BGC, other Officers and Members may approach the Altar and place a flower or sprig of green on the Altar (not on the Bible).

An appropriate song may be sung or played.

The Chaplain returns to her station. Altar music: "Sweet Hour of Prayer." March music: Handel's "Largo."

The Guide and Marshal turn and march east to the Altar Line, turn and march to the South and North Marching Lines, turn west march to their stations and are seated.

HONORED QUEEN: **This concludes the Memorial Ceremony.** On rap of gavel (\*).

## MOTHER MICK CEREMONIES

### MEMORIAL FOR MOTHER MICK

**FORMATION:** The Honored Queen and Princesses march to Altar and take positions on west, south and north. They each give their message. The Chaplain then takes her position on the east side of Altar for prayer. After prayer and while the four girls are kneeling, a special song may be sung. After the song, the Daughters rise and return to their stations.

**HONORED QUEEN:** It is fitting that we pause at this time to pay special tribute to our beloved Founder, Mrs. Ethel T. Wead Mick. The memory of someone dear, however long apart, is like a soothing melody that lingers in the heart.

Life seems a perpetual succession of events, to which man submits. The wheels of fate turn sometimes so rapidly that we can scarcely distinguish the interval between one revolution and another, or the link between yesterday and today. Great things have small beginnings; a tiny seed becomes a tree, and drops of water made a sea, 'tis the great souls that serve us and today we have monuments erected, to perpetuate the memory of those who have gone before, but the costliest monument, the most beautiful memorials, cannot surpass the grandeur, the memory of a life, patterned after Divine teachings.

**SENIOR PRINCESS:** The first and strongest impressions are borrowed from the mighty scene, that is opened to the pioneers of any project, any project requires work, which should be a joy, particularly when in the length of its being a labor of love.

Nothing great is lightly won, nothing won is lost, every good deed, nobly done, will repay the cost.

It has been said that a woman who created and sustains a home and under whose guidance children grow up to be strong men and women is a creator, second only to God.

**JUNIOR PRINCESS:** In the early 1920's such a woman creator among us, envisioned and directed the motivation of an organization of teen-age girls related to Master Masons. Truly, this highly esteemed woman of great spiritual force, spent the following thirty-seven years of her life-giving countless time and services toward its enhancement. There is no greater nor more honorable career in all the world than that of training the Youth. Thus Ethel T. Wead Mick, Founder of Job's Daughters International, through her loyalty of purpose and devotion to her "Buds of Promise", has influenced the lives of all who knew and loved her, and although she has left these earthly pursuits she has left with us the memory of a beautiful life, dedicated to youth, country, and God.

**HONORED QUEEN:** And so - as we journey on our way, day to day, let our deeds be pure and noble. May our lives be not in vain, so that when the links are welded, complete again will be the chain.

Our Chaplain will attend at the Altar. Daughters, please rise.



**CHAPLAIN: Teach us, dear God, to be fair and do good. Thank you for our Founder, and those who have followed after, working to continue our wonderful Order and making Mother Mick's dream come true. Amen.**

## A TRIBUTE TO OUR FOUNDER

**HONORED QUEEN: We have set aside this time to pay special tribute to our late Founder. Would the Daughter who is to act as Narrator for this ceremony please rise?** Daughter rises and steps to the sidelines. **Guide and Marshal, you will escort our Narrator to the East.**

Honored Queen introduces Narrator and hands her the gavel. **Two raps of gavel (\*\*).** The Officers slowly march to the East Line and form a triangle east of the Altar. (Diagram 48) The lights should be dimmed.

**NARRATOR: In a garden of richest soil, long ago, were planted some seeds, which in later years were to blossom forth into delicate flowers.**

**The garden was our Order dear, and the person who planted them was our founder, Mrs. Ethel T. Wead Mick. The plants were the Bethels dotted here and there around the world. Her garden grew and grew, and at last, she had her wish come true. She had founded a beautiful Order to which any girl would be proud to belong. Now Mother Mick has entered the eternal garden on high, and we know that God is looking after her.**

When Narrator concludes this short speech, Daughters should be in position in triangle east of Altar. Suitable hymn should be sung here. Suggestion: "Abide with Me." A chord is given as the song begins for all Officers to kneel.

**NARRATOR: A good many years have passed, since God your hand did take and lead you to His home on high where peace will always be. Sadly, missed you will ever be, by your Daughters fair and true, your memory they will cherish for they loved you so.**

**HONORED QUEEN: Our work is always done in memory of our founder, adored, loved, cherished and respected by those who can truly say All Daughters together: We are surely the "Fairest in the Land." Three raps of gavel (\*\*\*)**.

**NARRATOR: Please join me in the Lord's Prayer.** It is acceptable to have someone sing the Lord's Prayer. **One rap of gavel (\*)**. Officers return to their stations and remain standing. When all are in position, the Narrator continues.

**NARRATOR: This concludes our tribute. One rap of gavel (\*)**. Narrator returns gavel to the Honored Queen.

## STRING OF PEARLS

- 1 . This may be given at a regular Bethel meeting.
- 2 . This may be given as an exemplification to Masonic and/or related Orders. Special Dispensation shall be requested.

**HONORED QUEEN: March has been set aside as the time in which we honor our founder, Mrs. Ethel T. Wead Mick, as she was born on March 9, 1881. In the early 1920s Mrs. Mick formed Job's Daughters in memory of her mother who had read various parts of the Book of Job to her as she was growing up. Mrs. Mick's goal was to establish an organization which would give girls who were related to Master Masons, an opportunity during their teen years to develop their individual talents and to accumulate tools which would be an asset to them in womanhood. Through her dedication and sincere caring for the future of young women, our beautiful Order was created. Mrs. Mick left us many gifts and many pearls of wisdom. If, during our years in the Bethel, we gather and polish these jewels, we will reach our majority richly endowed with a string of beautiful and useful PEARLS - each one special and meaningful. Let us now reflect on some of these pearls, so that each one of us can add to our personal string.**

Musician plays "Job's Daughters Fair and True". Daughters may remain at their stations or form a triangle or circle around the Altar. If the Daughters remain at their stations, each stands as she speaks her part and remains standing.

**HONORED QUEEN: Outer Guard, you will begin.**

**OUTER GUARD: Precious and everlasting - one small PEARL, beautiful and pure - each Bethel girl.**

**INNER GUARD: Each day we gather jewels - one by one, as the day is warmed by the morning sun.**

**FIFTH MESSENGER: Add a PEARL of wisdom - see it shine, thankful for the opportunities - in this Bethel of mine.**

**FOURTH MESSENGER: Add COOPERATION - to this strand of pearls. LAUGHTER and ACCOMPLISHMENT will bless our Bethel girls.**

**THIRD MESSENGER: POISE and UNDERSTANDING - jewels of lovely grace. Wear these PEARLS and brighten the SMILE on every face.**

**SECOND MESSENGER: FRIENDSHIP and RESPONSIBILITY are added now, as we follow our Obligation and practice our vow.**

**FIRST MESSENGER: Now each precious jewel we polish with LOVE of friends and family and God above.**

**TREASURER: To be thoughtful and kind - to share and to sing, ENTHUSIASM and CONFIDENCE we add to the string.**

**RECORDER: Our robes like our PEARLS are pure and white. A reminder of TRUTHFULNESS and radiant light.**

**JUNIOR CUSTODIAN: Our Bethel by name means HOLY PLACE where we learn SUCCESS, PATIENCE and FAITH.**

**SENIOR CUSTODIAN: EQUALITY and KINDNESS inside our Bethel door make us sisters forevermore.**

**LIBRARIAN: LEADERSHIP is symbolized by royal purple hue. LOYALTY to our country and each other in all that we do.**

**MUSICIAN: We sing of BLESSINGS, REVERENCE and LOVE. We sing to our Father in Heaven above.**

**MARSHAL: Our Founder taught, "TO BE FAIR IS TO DO GOOD". This we practice as Job's Daughters should.**

**GUIDE: She gave us treasures to gather in our youth. PEARLS of BEAUTY, SINCERITY, HONESTY and TRUTH.**

**JUNIOR PRINCESS: We're taught POISE and COURAGE in our young womanhood. We strive to develop our special selves for which our Founder stood. We're building for tomorrow - a PEARL at a time, taking new steps as on life's stairway we climb.**

**SENIOR PRINCESS: We're gathered together on this special day, to honor Mother Mick in our own loving way. She was a grand lady, who left us these PEARLS, that we might become like her, fine women and girls.**

**HONORED QUEEN: Let us join in prayer at our Holy Altar, with FAITH in our hearts that never will falter. Let us give thanks for this Order of ours, and for PEARLS, laughter and many happy hours.**

**Chaplain, you will attend at the Altar.**

If Officers are at their stations. Chaplain approaches the Altar in the usual manner. **Three raps of gavel (\*\*\*)**. If Officers are in a formation around the Altar, Bethel Guardian should be in the East to rap gavel and Chaplain approaches the Altar from her position in the formation. Musician plays, "Holy, Holy, Holy".

**CHAPLAIN: Our Heavenly Father, we thank You for Job's Daughters International. Help us to keep our Founder's purpose and aims high. Grant that we may be true Daughters of Job until we are called to our eternal home. We ask this in Your name. Amen.**

Chaplain returns to her station or her position in the formation. Then the Musician plays appropriate music for all Officers to return to their stations.

**HONORED QUEEN: This concludes our ceremony. One rap of gavel (\*).**

## BIRTHDAY CELEBRATION FOR ETHEL T. WEAD MICK

- 1 . This may be given at a regular Bethel meeting.
- 2 . This may be given as an exemplification for Masonic and/or related Orders. Special Dispensation must be requested.

**HONORED QUEEN: It is appropriate that we take time to pay tribute to our beloved Founder, Mrs. Ethel T. Wead Mick. In March every Bethel of Job's Daughters International honors the birthday of our Founder. We would like to honor the memory and the work of Mother Mick tonight (today).**

At this time the Officers and Choir form a triangle east of the Altar. Musician plays, "In the Garden" while they are forming the triangle. The Honored Queen remains in the East

**SENIOR PRINCESS: Mother Mick was born March 9, 1881 and died February 21, 1957. Thirty-seven years of her life were dedicated to the young women of the Masonic world.**

**JUNIOR PRINCESS: In the early 1920s Mrs. Mick envisioned and directed the founding of an organization for teenage girls who were related to Master Masons. She spent the following years of her life-giving time, service and love toward advancing this beautiful Order.**

**GUIDE: The Founder of Job's Daughters International, through her loyalty of purpose and devotion influenced the lives of countless people, many of whom only knew her as Mother Mick, Founder and first Supreme Guardian.**

**MARSHAL: Our Order was founded by Mrs. Mick in the city of Omaha, Nebraska on October 20, 1920, and it was formally organized May 17, 1921, with the help of the Grand Master of Masons of Nebraska and the Worthy Grand Matron of the Order of the Eastern Star of Nebraska.**

**LIBRARIAN: Mrs. Mick called the Job's Daughters her "Buds of Promise" and her ideals were those of character building, spiritual development, reverence for God, loyalty to the Flag, respect for parents and elders, and love for all the world. She taught us the following messages to live by:**

**MUSICIAN: To stand tall in the sunlight, to seek out the bright face of beauty, to reach for the dream, to reach for the stars.**

**SENIOR CUSTODIAN: To see the world through eyes of tenderness. To love with an open heart. To speak the quiet word of comfort.**

**JUNIOR CUSTODIAN: To believe in the wonder of life, the miracle of creation, the rapture of love, the beauty of the universe, and the dignity of the human being.**

**INNER GUARD: To look up to the mountains and not be afraid to climb, and to be aware of the needs of others.**

**RECORDER: The Ritual was written by Mrs. Mick and several close associates. The teachings are**

**based on the Book of Job, with special reference to Chapter 42, Verse 15, "And in all the land were no women found so fair as the Daughters of Job, and their father gave them inheritance among their brethren."**

**FIRST MESSENGER: God be with you in the springtime when the violets unfold, and the buttercups and cowslips fill the fields with yellow gold. In the time of apple blossom, when the happy bluebirds sing, filling all the world with gladness - God be with you in the spring.**

**SECOND MESSENGER: God be with you in the summer, when the sweet June roses bloom, when the bobolinks are laughing and the brooks with music flow.**

**MESSENGER: When the fields are white with daisies, and the days are glad and long, God be with you in the summer, filling all your world with song.**

**FOURTH MESSENGER: God be with you in the autumn, when the birds and flowers have fled, and along the woodland pathways, when leaves are falling gold and red.**

**FIFTH MESSENGER: When the summer lies behind you, in the evening of the year - God be with you in the autumn, then to fill your heart with cheer.**

**OUTER GUARD: God be with you in the winter, when the snow lies deep and white, when the sleeping fields are silent, and the stars gleam cold and bright.**

**CHAPLAIN: When the hand and heart are weary with life's long and tiring quest - God be with you in the winter, to safely guide you into rest.**

**TREASURER: The benefits of an organization for girls with Masonic relationship are too numerous to relate. However, there is nothing more fitting to young women than the beautiful sentiment expressed in the Book of Job, as illustrated in our work showing that through life from, childhood to old age, we will encounter many trials and tribulations which must be met and overcome.**

**HONORED QUEEN: With the sound foundation that Ethel T. Wead Mick gave us, and the continued help of everyone connected with Job's Daughters, we will try to live up to the high standards that Mother Mick taught all Job's Daughters. We will try to continue to be the "Fairest in all the Land". To you, Mother Mick, "Happy Birthday and thank you so very much". Chaplain, you will attend at the Altar. **Three raps of gavel** (\*\*\*) Musician plays, "Holy, Holy, Holy" as the Chaplain approaches the Altar. The Officers and Choir remain standing and assume the Attitude of Prayer with the Chaplain.**

**CHAPLAIN: Teach us, dear God, to be fair and to do good. Thank You for our founder, and those who have followed after, working to continue our wonderful Order, and making Mother Mick's dream come true. Amen.**

Officers and Choir return to their stations as the Musician plays appropriate music.

**HONORED QUEEN: This concludes our birthday celebration. **One rap of gavel** (\*).**

## VISIT FROM MOTHER MICK

### SUGGESTIONS:

This ceremony could be used:

- 1 . In a regular meeting as a Librarian's Report or other special ceremony.
- 2 . As an exemplification for other Masonic bodies.
- 1 . As a program for prospective members and their parents.
- 1 . At a State, Province or Jurisdictional Rally, Grand Bethel, etc.

Select a person to portray "Mother Mick" in costume of the 1920s.

A chair may be placed on the East Line just south of the center.

For a shorter version, parts in italics may be omitted.

**HONORED QUEEN (or NARRATOR):** We have invited a very special guest, our Founder, **Ethel T. Wead Mick**. She will tell us about some of her growing up years and also about the first few years of Job's Daughters. *The question was often asked of Mother Mick: "Why did you decide to start an organization by the name of Job's Daughters?" Her answer included the following: It is Biblical. It is dramatically related to life. Job was characteristic of a man who should be an example of a true Mason, remaining steadfast to the teachings of God.*

**Guide and Marshal, you will escort our guest to the East.** (If she is not in the room, the Guide and Marshal retire and reenter, as per Ritual, with the guest.)

**MOTHER MICK:** Hello, my name is Ethel T. Wead Mick and I am the founder of this wonderful organization called Job's Daughters International. What a pleasure to be invited to visit with you this evening (today), and what beauty these eyes behold. Just look at your robes and capes! Why, do you know, years ago the Job's Daughters wore mortar-board caps? That was to symbolize the "Open Book." It called attention to knowledge, and the entire uniform the girls wore, suggested a forward, upward and onward trend of high ideals. *You still teach these lessons, but as I look at you this evening (today), I've decided I like your pretty purple and white headbands. They let your beautiful hair show and I can see your eager faces seeking lessons from the story of Job.*

**I was born March 9th, 1881, in Atlantic, Iowa, a little town, not too far from Council Bluffs, Iowa. I was the fourth and youngest child born to Elizabeth D. and William Wead. My family moved west into Nebraska, but that wasn't too far. As a child, my mother taught me many beautiful things and encouraged me to seek the highest of ideals in life. After my mother's death, I felt that teachings such as were imparted to me by her would be of benefit to other growing girls.**

**My education was from public and private schools in Nebraska and I studied Art, Literature and Medicine. After high school graduation, I enrolled in the Creighton Medical College in Omaha. While attending college, I met William Henry Mick. Now, you are all smiling. Yes, William and I were married in May 1904 - after his graduation, not mine.**

I often thought I should have finished my medical education, but Dr. Mick and I had two lovely daughters, Ethel and Ruth, and I made bringing up our daughters a full-time job. I also had other interests besides my family.

I was a charter member of the Nebraska Mayflower Association and first president of the East Cleveland Chapter of the ladies auxiliary of the Veterans of Foreign Wars. *You can't imagine how pleased I am when I see Bethels helping to sell poppies for the VFW.* Job's Daughters teaches love of flag and country, and what a wonderful way to show patriotism. Because I needed to know more about fraternal work, I organized the Aksarben Chapter, Order of the Eastern Star, in Omaha, Nebraska and I served as the first Worthy Matron of that Chapter. What an education I got in one year!

*I haven't told you too much about my husband, but without his encouragement I often wonder if there would have been a Job's Daughters' organization. I just know that I couldn't have accomplished it by myself. As I told you, William graduated from Creighton Medical College in 1904, and when World War I was declared, he left his medical practice and joined the Army. He was sent with a medical unit to France and was active in the medical field until 1919 when he was able to return to the United States. He was a member of the Masonic Lodge because he had a strong belief in the lessons of Masonry. William was my enthusiastic partner in my dream of a Masonically-related organization for teenage girls. He gave many hours of his time and talents, and even served as an "Inspector" until October 1922. Now, I know some of you are wondering what an "Inspector" was ... and some of you have already guessed, today they are called "Deputies".*

After studying the Juvenile Court records, I decided to organize a club dedicated to the welfare of young girls. My own childhood was so enriched by my loving mother's teachings and I wanted other young women to benefit from uplifting ideals and principles. I wanted them to know the beautiful lessons of literature and drama found in the Book of Job. My mother was very religious, and I loved her dearly. I honored her by dedicating the Order of Job's Daughters to her memory.

A conference was held at my home with the Grand Officers of the Order of the Eastern Star on October 20, 1920. I proposed that the meeting place be called the Bethel, which means "holy place". From this, many other ideas sprung up, all of which constitute Job's Daughters. Job was perfect and upright, one that feared God and hated evil. I believe his story to be one of the most beautiful books in the Bible. The Order is founded upon the 15th verse of the 42nd Chapter of Job... "And in all the land were found no women so fair as the Daughters of Job; and their father gave them inheritance among their brethren." In my heart, I just knew there was a need for young girls of Masonic relationship to learn the beautiful story of Job in an organization of their very own. Now, as I've told you, I didn't accomplish this vast undertaking by myself. I couldn't have! I asked the support of all my friends and especially Mr. James E. Bednar, a 33rd degree Mason and Worthy Grand Patron of the Order of Eastern Star in Nebraska. He was a good friend of J.B. Fradenberg, Grand Master of Masons in Nebraska, and let me tell you that anything, anything "Masonic" attracted their attention. It's no wonder you girls are asked to appreciate your Masonic and Eastern Star members. They helped so much in establishing Job's Daughters. Our Order was founded in perfect harmony and accord with Masonry and has continued to operate that way.

The first Bethel was instituted with 118 members at the Masonic Temple in Omaha, Nebraska.

There were many other things to be arranged even after the Bethel was organized. Marches were timed and planned to harmonize with the music. The music was selected so it would blend with the ritualistic work. As you can imagine, there were many rules and regulations before a Ritual was printed, but the first Ritual was all in typewritten form. That would be a real challenge for your Directors of Epochs, I'm sure. Finally, we were ready for our first meeting. The first three Applications received on March 18, 1921, were signed by Dorothy Crawford and our two daughters, Ethel and Ruth Mick. The first Bethel organized was Bethel No.1 in Omaha, Nebraska, and Miss DeEtte B. Smith was the first Honored Queen. She was a sweet girl and served her station well.

During the year 1921 many dispensations were issued for new Bethels. The first Bethel in (Jurisdiction) was started in (city) on (date). You girls check out your charter after the meeting to see when you received your dispensation.

Have you noticed; I keep referring to the "Order of Job's Daughters?" That isn't what you say today, is it? August 6, 1931 is a date to be remembered by all, for on that day a class of thirty-one girls was initiated in Vancouver, British Columbia, Canada. Dear Emily Maxwell, Worthy Grand Matron of the Order of the Eastern Star in British Columbia, worked diligently to establish Job's Daughters in Canada. Do you know that 300 people attended that ceremony? I'll never forget the event, for on that date we became an international organization.

*Of course, I stayed interested in this beloved organization and served on the Educational Committee and Revision of Law Committee. In 1923 and 1924 the music was revised. This resulted in huge choirs and a greater interest in classical and sacred music. I was honored at the Supreme Session, August 1933, in Flint, Michigan, when it was voted that March 9th of each year would be celebrated by all Bethels of Job's Daughters International in honor of me! Now you celebrate Founder's Day - the whole week long and you've found so many ways to tell the world of our beautiful Order.*

*During the closing months of our second year, I devoted my time to creating an emblem suitable and in accord with the ritualistic work of the Order. It was based on the circle, the three Daughters in the East, and the open Book.*

With the organization growing in a democratic manner, I was pleased to devote my spare moments to the goal I had aimed for in this work - Education. Thus, I was asked, by the Supreme Council, to be the life chairman of the Supreme Education Committee.

Though my husband and I moved from Nebraska, you must know my heart and interest never left that beautiful state. And now, I will close with the blessing I used at the conclusion of the first Supreme Session.

"May the great God continue to multiply His blessings on Job's Daughters; may their lives be long to serve God faithfully, and may they be steadfast and upright forever. With best wishes for the future success of our Bethels, and for your continued good work for the betterment of humanity." Thank you, Daughters for letting me speak tonight (today). Those who have carried on my dreams have done well - and I thank you very much.

*Continue spreading of the light of virtue, knowledge and truth, furnishing the environment for the buds of promise in the intelligent ideals our Masons, cherish with pride and the honor.*



**You are my "Buds of Promise." Remember, what you learn here and try to apply it to your daily lives. For by doing that, my dream comes true and your life is truly enriched.**

(Mother Mick rises and leaves the room. The chair placed on East Line is removed.)

**HONORED QUEEN (or NARRATOR): Thank you for coming, Mother Mick, we have learned so much about our Order.** (Leads in applause as Mother Mick leaves the room.) **Ethel T. Wead Mick passed away February 21, 1957 at Shaker Heights in Cleveland, Ohio, where she had continued to live after the death of her husband. Mother Mick was buried in Forest Lawn Cemetery, Omaha, Nebraska. A Memorial Scholarship Fund was started at the Supreme Session in 1958.**

References:

"History of Job's Daughters" by Dr. William H. Mick, pg. 7-25 in *Suggestive Ideas* by E.T.W. Mick. Publication date unknown; out of print.

"Official History of the IOJD SGC 1961" by SGC Committee 1961 and 1966, published by the SGC. Copies available from the SGC Office.

## DEGREE OF ROYAL PURPLE

1. This Degree is to be given only at the request of the Grand Guardian.
2. The ceremony shall be given at the Annual Session of the GGC by the Grand Bethel or at a regular Bethel meeting when requested by the Grand Guardian.
3. If the Degree is to be given by the Supreme Bethel, Grand Bethel or Bethel, the Supreme Bethel Honored Queen, Grand Bethel Honored Queen, or Honored Queen shall be notified as soon as possible, and the speaking parts shall be distributed to the necessary officers.
4. The Chairman of the Degree of Royal Purple Committee shall prepare the certificates, arrange for the purchase of the roses, order the medallions, medals or pins and arrange for appropriate engraving. All items shall be available for presentation at the ceremony.
5. All speaking parts shall be memorized.
6. Recipients of the Degree of Royal Purple shall be seated with their Bethels or in reserved seats. If there is more than one recipient, they shall be seated on the North and South Marching sidelines.
7. If there is only one recipient the speaking parts should be changed to reflect a single person.

**HONORED QUEEN: Members and friends, we have assembled here to honor these Daughters who have been especially generous in dedicating their time and efforts in promoting their Bethels and Job's Daughters International. As Job's Daughters we are expected to be "The Fairest in the Land", but it is often easy to fall short of the mark. The Daughter who always displays faith, trust, responsibility, respect and love should be rewarded. It is with this in mind that we meet to confer the Degree of Royal Purple.**

**Guide, and Marshal, you will escort the Daughters who are to receive the Degree to the East Line facing west. Recipients rise. Guide and Marshal leave their stations in the West, turn right and left respectively to the North and South Marching Lines and march to the East collecting the recipients on the sidelines. Proceed with escorting the recipients to the East Line as per Ritual. All face west. Guide shall be given the recipients' names prior to the ceremony.**

**GUIDE: I have the pleasure to present**

\_\_\_\_\_  
\_\_\_\_\_  
\_\_\_\_\_

**who are entitled to receive the Degree of Royal Purple. Recipients nod as name is given. Guide and Marshal then cause the recipients to turn and face the Honored Queen.**

**HONORED QUEEN: The purpose of Job's Daughters is to teach young women to live responsibly, morally and righteously. The Book of Job is a strong foundation upon which to build this training for it deals with a real person, a fallible human being, Job. By studying the trials and triumphs of this man, we hope to discover how to direct our own lives so that we may receive our final reward. Honored Queen is seated.**

Princesses and Custodians rise. Custodians take the Dove and Urn from the pedestals, turn to the center, turn East and ascend the dais. Junior Custodian stands on the left of the Junior Princess and Senior Custodian stands on the right of the Senior Princess. They hand the Urn and the Dove to their respective Princesses.

**JUNIOR PRINCESS: Upon receiving the Degree of Royal Purple you will be given a medallion (medal or pin). On it you will find engraved a figure of a Junior Princess holding a white Dove as I do now. It is meant to remind you of the lessons of the First Epoch. Remember always to be patient and diligent in your work, and as Job endeavored to teach his children of the power of prayer, may you also continue being useful instruments in conveying God's love and peace.**

**SENIOR PRINCESS: On your medallion (medal or pin) you will find pictured a Senior Princess holding the Urn of Incense. It symbolizes the important lessons of the Second Epoch, the story of Job's anguish and suffering, and the final triumph of his dedication to his Creator. If you ever begin to doubt that there is a Supreme Being, study the soft colors of the sunrise or the fragrant beauty of a rose, and your faith will be renewed.** Princesses return the Dove and the Urn to the Custodians who descend the dais, replace the Dove and the Urn on the pedestals and return to their stations.

Princesses and Custodians are seated at the same time.

**HONORED QUEEN: Rises and takes Horn of Plenty in her hands: With the two Princesses, your medallion (medal or pin) has engraved upon it an Honored Queen and her symbol. You have learned well the teachings of the First and Second Epochs or you would not be receiving the Degree of Royal Purple. Yet, even in this hour set apart in your honor, you have another lesson to learn, that of reward. Replaces Horn of Plenty. You must realize that the reward of receiving the Degree of Royal Purple does not signify the termination of your work in Job's Daughters. Rather, it should inspire you to continue in your devotion to our Order. You must remember that all people are equal, regardless of race, creed, color or achievement, and you must not allow pride or conceit to interfere in your relationships with other Daughters of the Bethel(s). You must, above all, live up to your own high standards, that you may encourage others to adopt the kind of life that merits the Degree of Royal Purple.**

**Our Chaplain will lead us in prayer. Guide and Marshal, you will escort our member(s) west of the Altar. Three raps of gavel (\*\*\*)**

Guide leads to the North Marching Line, turns and marches west to the Altar Line, turns south past the Chaplain's chair and continues into semicircle, stops and faces east. Guide and Marshal take one step back. Musician plays, "Holy, Holy, Holy" as Chaplain attends at the Altar.

**CHAPLAIN: Dear Lord, we ask that special blessings rest upon these members. May they be truly grateful for the honor which is bestowed upon them today. As they have known the joy of work well done, may we all become useful messengers of Your peace. Amen.**

Musician plays appropriate music as Chaplain returns to her station. **One rap of gavel (\*)**. Princesses with certificate(s) and rose(s) descend from dais and proceed side by side to the Altar Line.

**JUNIOR PRINCESS: This certificate represents the love and appreciation of those with whom you have worked, and the years spent in your association with Job's Daughters. Enters**

semicircle between Altar and Treasurer's station, presents certificates and returns to position east of the Altar.

**SENIOR PRINCESS: May the beauty of this (these) rose(s) remind you of the beauty of the lessons you have learned in this Order.** Enters semicircle between Altar and Chaplain's station, presents roses and returns to position east of the Altar. Princesses step back three steps, turn together, march to East, ascend dais and are seated.

Honored Queen carrying gavel and medallions (medals or pins) descends to the Altar Line. Medallions (medals or pins) may be in place beside the Altar before the ceremony.

**HONORED QUEEN: I now present you with the medallion (medal or pin) of the Degree of Royal Purple. May you learn to wear it with grace, dignity and humility, that your character reflects the lessons of Job's Daughters.** Enters semicircle between Altar and Chaplain's station. Places medallions (medals or pins), one by one, around the recipients' necks or presents pins to the recipients. She then returns to her station.

SPECIAL MUSIC. (Optional)

Three raps of gavel (\*\*\*)).

**HONORED QUEEN: Members and friends, these members have proven themselves to be deserving of your respect and admiration and I would ask that you now join me in extending to them a very hearty congratulations.** Applause. One rap of gavel (\*).

**Guide and Marshal, you will escort her (them) to the sidelines.** Guide and Marshal escort the recipients to the sidelines or reserved seats and then return to their stations. One rap of gavel (\*).

## LILY OF THE VALLEY AWARD CEREMONY

**HQ: Members and friends, we have assembled here to honor these Daughters who have continued to remain active within our beloved organization. They have continued to show unselfish devotion to our Order, and it is through loyal dedication such as this that our Order shall continue to prosper and grow.**

*(An appropriate poem or musical selection may be offered at this time.)*

**HQ: Guide and Marshal, you will escort the Daughters who are entitled to this high honor to the East Line.** (Instruct Daughters to face the HQ.)

**Guide: Honored Queen, I have the pleasure of presenting (name(s)) who, through their unselfish love and devotion to our Order, have been chosen to have this Award bestowed upon them.**

**HQ: Daughters, we welcome you here for this, your special night (day). It is far too seldom that we are able to pay such a high honor to someone who is one of “the Fairest in the Land.” Before we proceed with our ceremony, we will ask the blessing of our Heavenly Father. Guide and Marshal, you will escort these Daughters west of the Altar.** (They turn and march single file north to the North Line, west to Altar Line, south on Altar Line to position between Altar and Chaplain ’s chair, west around the Altar.)

Music: “I’ll Walk with God”, or approved music)

**Chaplain, you will attend at the Altar.** (Three raps of the gavel (\*\*\*)). Guide and Marshal cause the Daughters to kneel then step back one step. Attitude of prayer is assumed as Chaplain kneels.)

**Chaplain: Our Father, we pray that precious memories will attend this hour as we honor these Daughters who have shown their love to You and your teachings through their devotion to our beloved Order. May you continue to guide them through their lives in the manner they have exemplified by their unselfish loyalty to their valued friendships. We ask all this in Thy name. Amen.** (Chaplain returns to station. One rap of the gavel (\*).)

**HQ: Guide and Marshal, you will escort these Daughters to the East Line and cause them to face west to receive words of tribute from our five Messengers.** (Leave Altar single file between Treasurer and Altar, go to Altar Line, turn and march north to North Line, then east to East Line, south on East Line to a position in front of the Honored Queen, turn and face west.)

**First Messenger: (Rises) You are a Job’s Daughter, fairest in the land, blessed with a smile and a helping hand.** (First Messenger is seated)

**Second Messenger: (Rises) Your thoughts are unselfish; your heart is pure gold. You’ve upheld the laws of our order we are told.** (Second Messenger is seated.)

**Third Messenger: (Rises) When life was too fast, everyone in a hurry, your patience came forth, told us not to worry.** (Third Messenger is seated.)

**Fourth Messenger: (Rises) With all your faith in God above, you gave your special gift of love.** (Fourth Messenger is seated.)

Fifth Messenger: (Rises) **And when your great reward is near, your love of God leaves nothing to fear.**  
(Fifth Messenger is seated.)

(Guide and Marshal turn the Daughters to face East)

HQ: (Rises) **Daughters, you have heard the tributes from our Messengers that all associated with this Order confer upon you and hope that we too, someday, may be found worthy of such a high honor. As we, the three principal officers in the East represent the three Daughters of Job, it is fitting that we bestow the honors of this Award upon you.**  
**Junior Princess, what honor do you give?** (HQ is seated.)

JP: (Rises) **I present to you this certificate of appreciation showing respect for your dedication and devotion to this beautiful Order.** (Descends dais, reads each name as she hands out certificates. Returns to station and is seated.)

HQ: (Rises) **Senior Princess, what honor do you give?** (HQ is seated.)

SP: (Rises) **I present you with another token of our pride in you. This symbolic flower, the Lily of the Valley, is meant to be a reminder of our Order's motto, "Virtue is a quality which highly adorns woman."** (Descends dais, presents each with flower, returns to station and is seated.)

HQ: (Rises) **Finally, I have the honor of bestowing upon you the medallion, which represents this Award of high achievement. May you ever wear it as a symbol of our love and admiration for you, a true Daughter of Job and "the Fairest in all the Land."** (Descends the dais, places the medallions around each Daughter's neck. Returns to her station.)

**Guide and Marshal, you will cause the Daughters to face west. Three raps of the gavel (\*\*\*)**. Members and friends, I now present to you these recipients of the "Lily of the Valley Award." Please join me in extending to them very cordial congratulations. (Applause)

**Chaplain, you will attend at the Altar.**

Chaplain: **Father, we ask your blessings upon these Daughters. Walk with them, comfort them, be with them every step of their journey through life. In your precious name, we pray. Amen.** (Closes Bible and returns to station. **One rap of the gavel** (\*).)

HQ: **Guide and Marshal, you will escort these Daughters to the seats reserved for them.** (Guide is followed by the recipients and the Marshal in single file order. March south on the East Line to reserved seats. Guide and Marshal then return side by side on South Marching Line to the west and their seats.)

HQ: **This concludes our ceremony for the Lily of the Valley Award. One rap of the gavel** (\*).

# **PLATES FOR CEREMONIES**

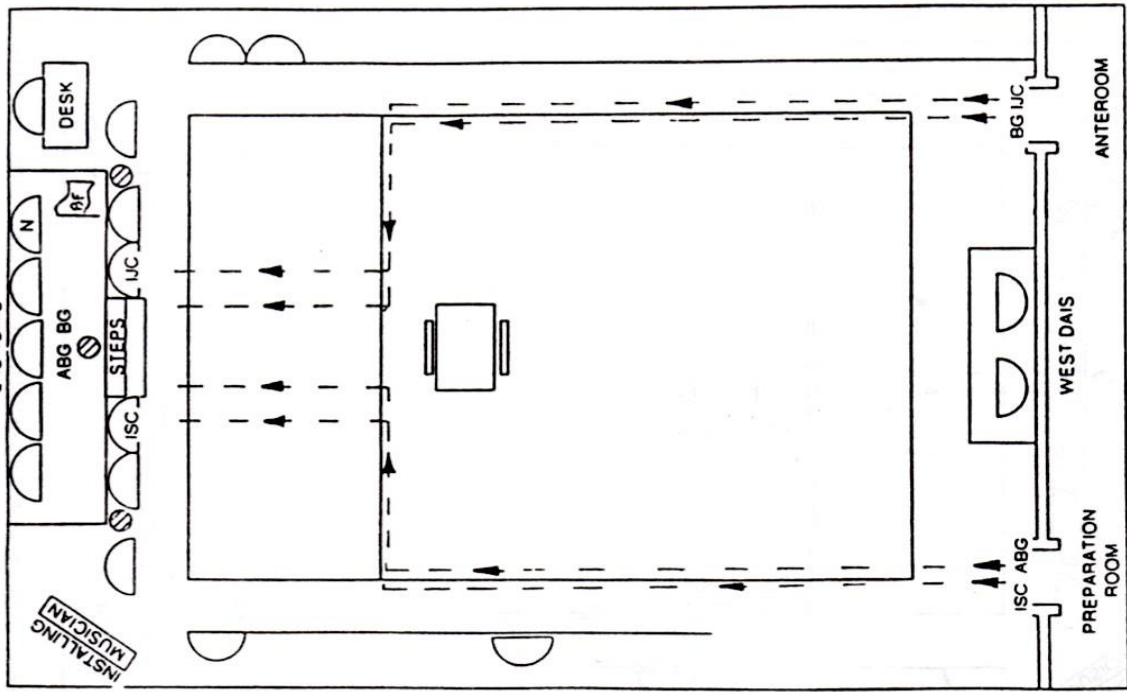


PLATE 1 - Entrance of Bethel Guardian and Assoc. Bethel Guardian.

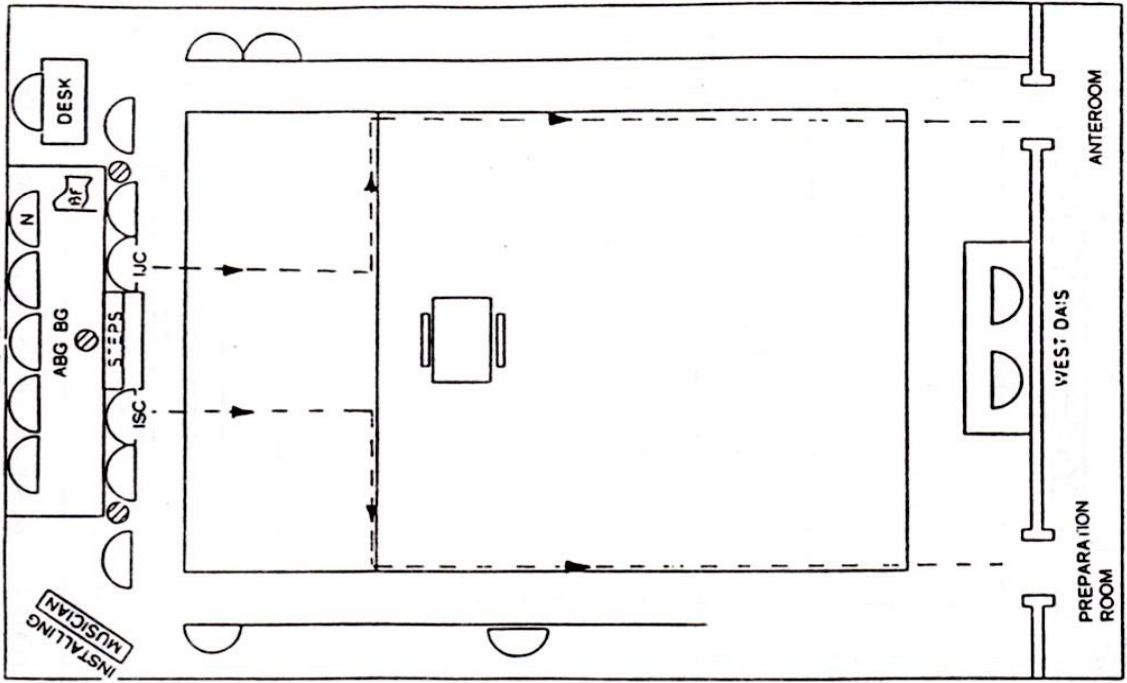


PLATE 2 - Installing Custodians retire to escort Master/Mistress of Ceremonies or Host/Hostess.



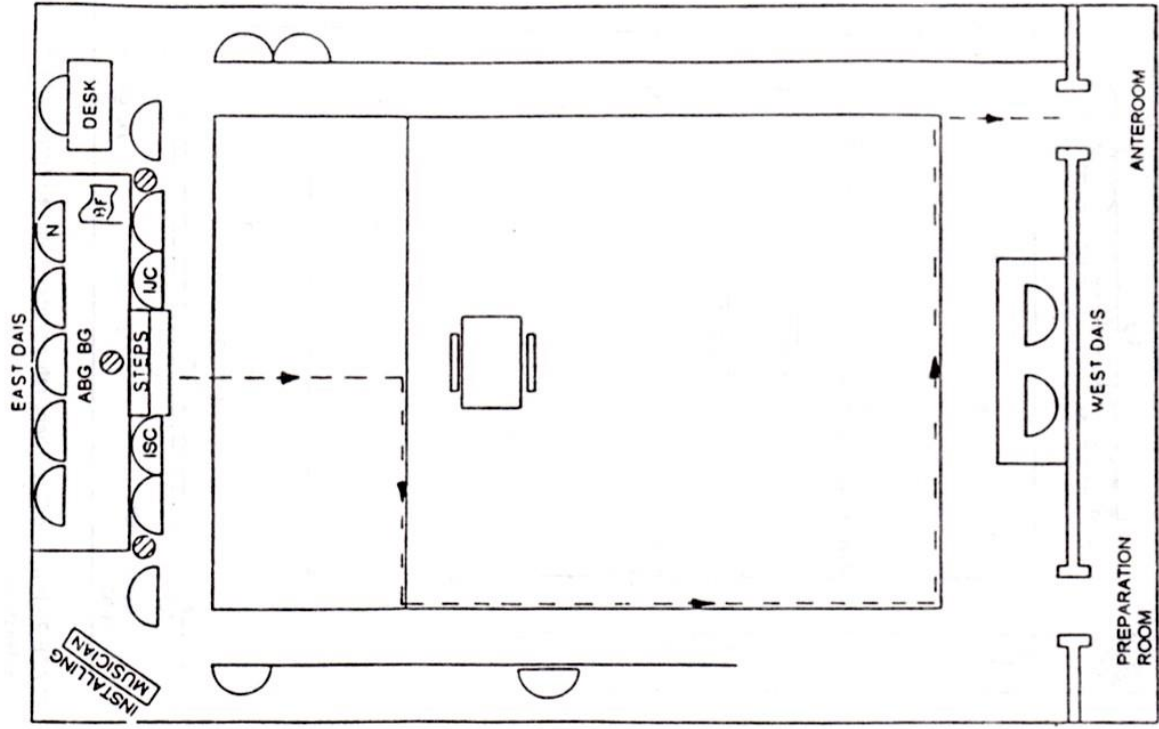


PLATE 4 - Assoc. Bethel Guardian retires to escort Installing Officer.

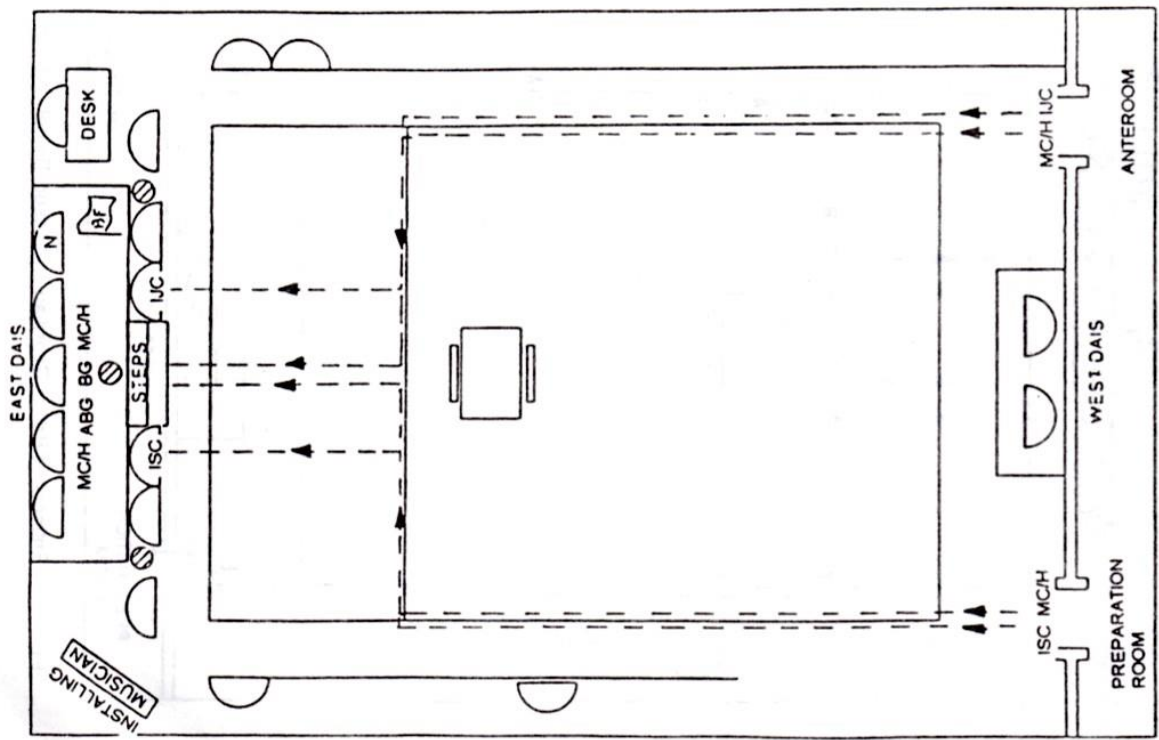


PLATE 3 - Installing Custodians escort Master/Mistress of Ceremonies or Host/Hostess.

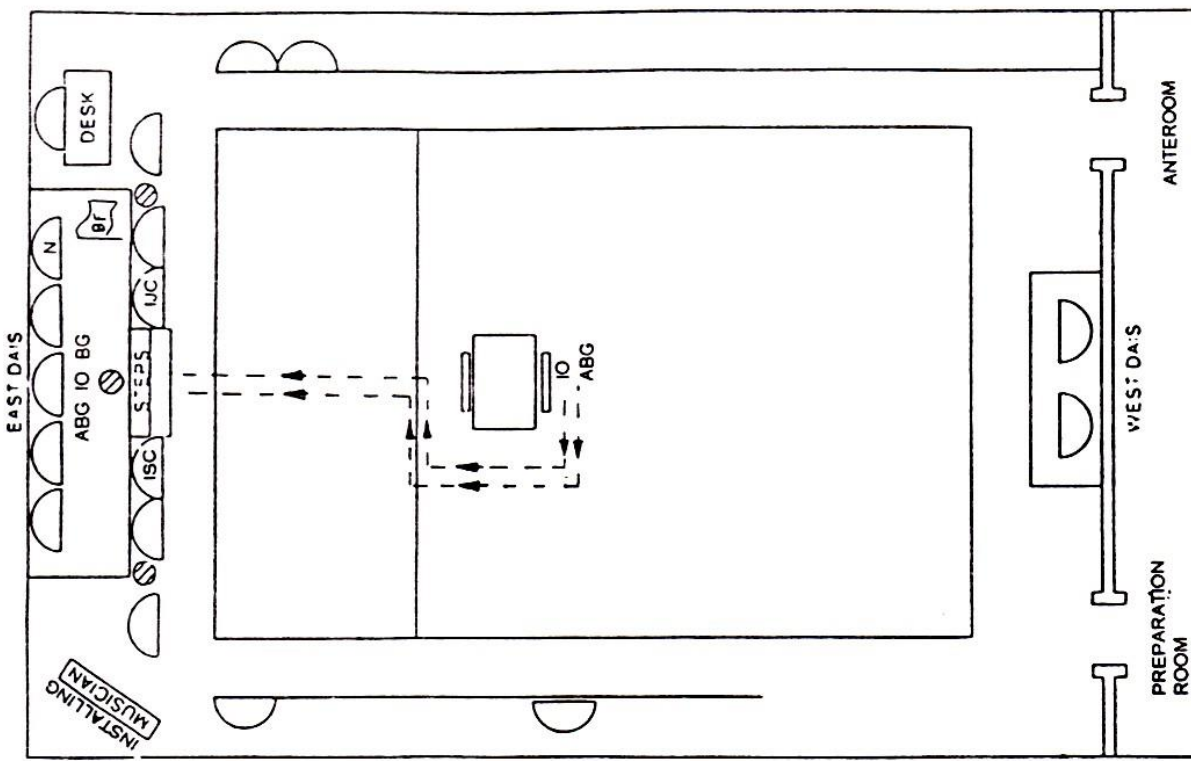


PLATE 6 - Assoc. Bethel Guardian escorts Installing Officer to East.

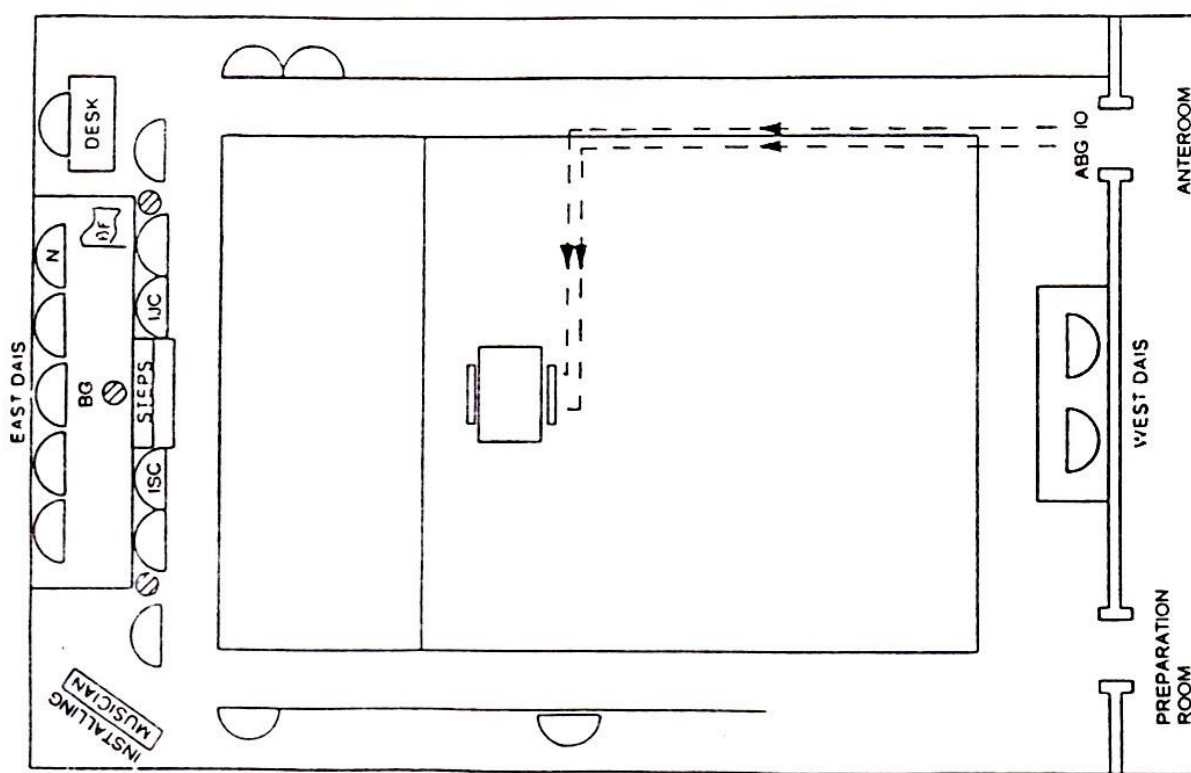


PLATE 5 - Assoc. Bethel Guardian escorts Installing Officer west of the Altar.

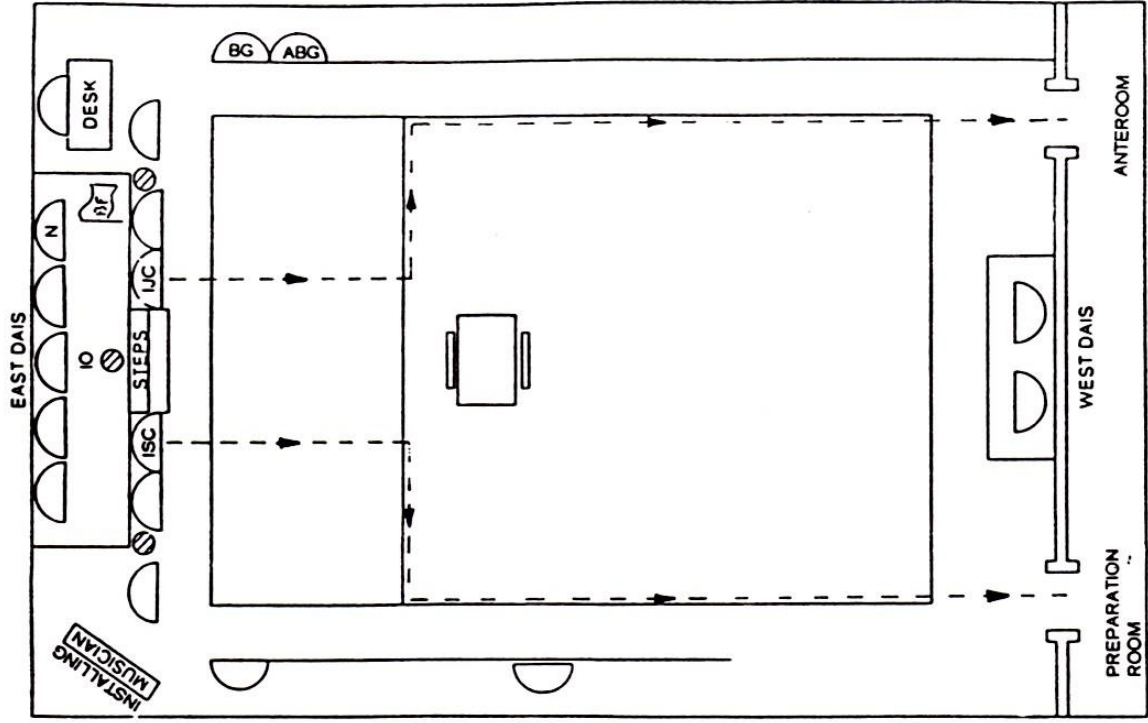


PLATE 8 - Installing Custodians retire to invite Other Installing Officers into Bethel.

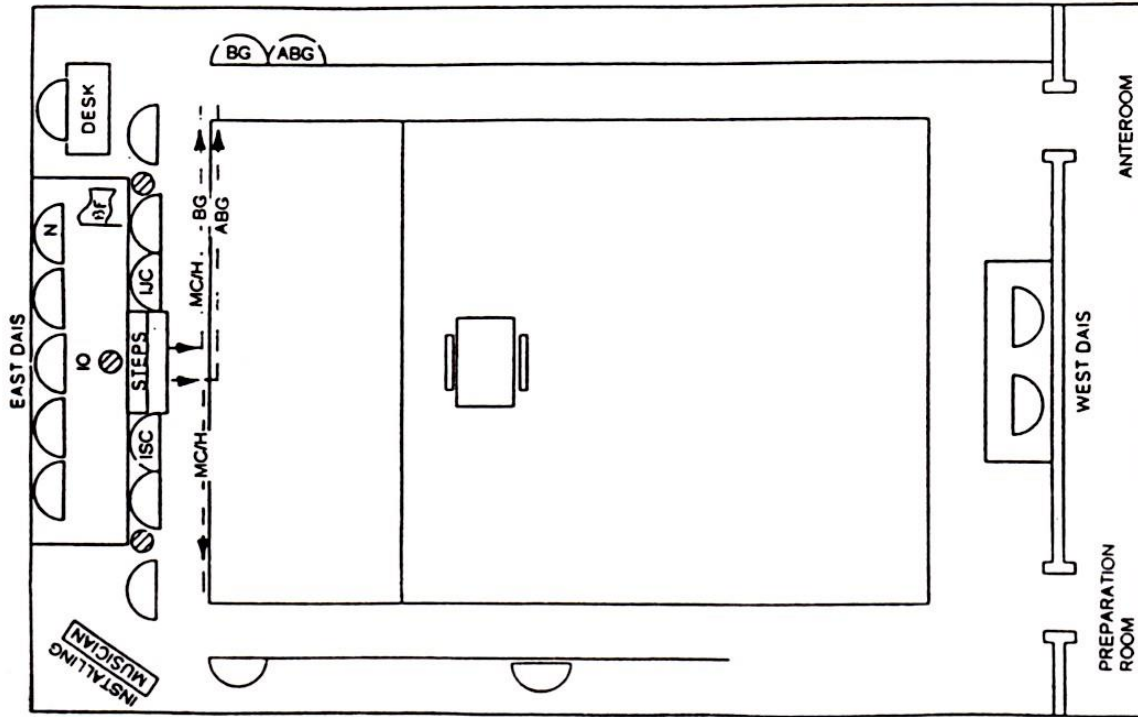


PLATE 7 - Seating of Bethel Guardian, Assoc. Bethel Guardian, Mistress/Master of Ceremonies or Host/Hostess.

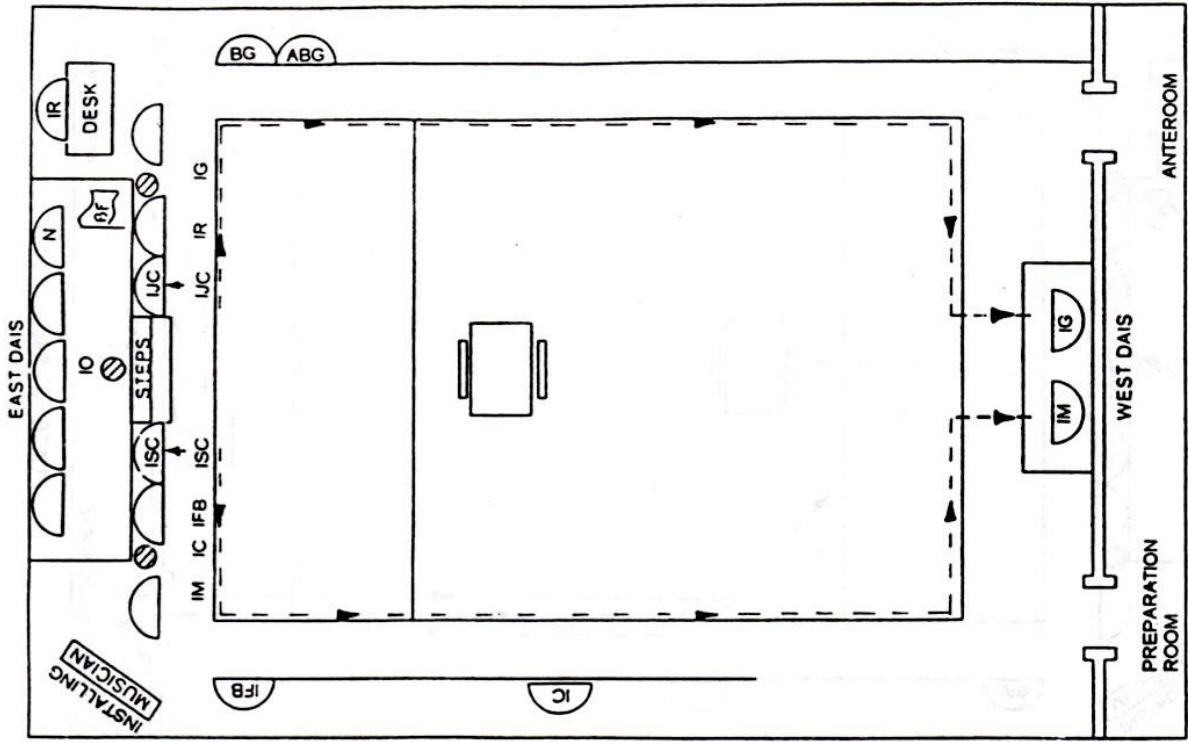


PLATE 10 - Installing Officers are conducted to their stations.

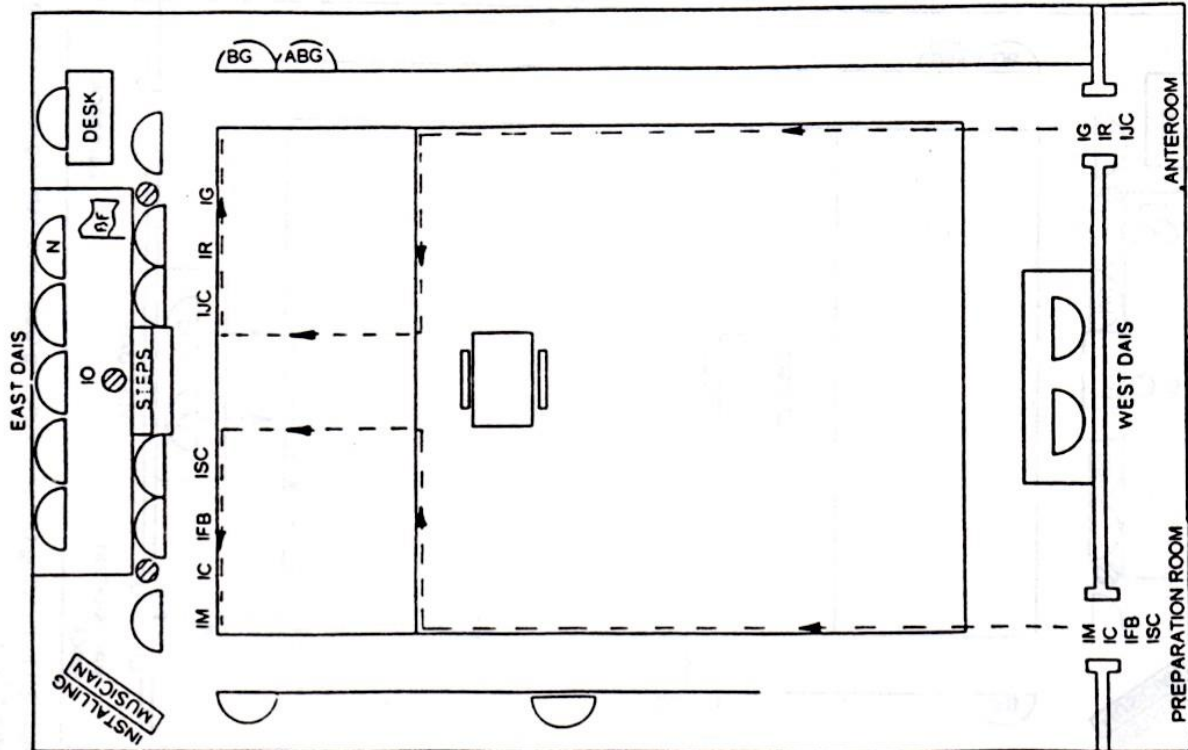


PLATE 9 - Entrance of Other Installing Officers.

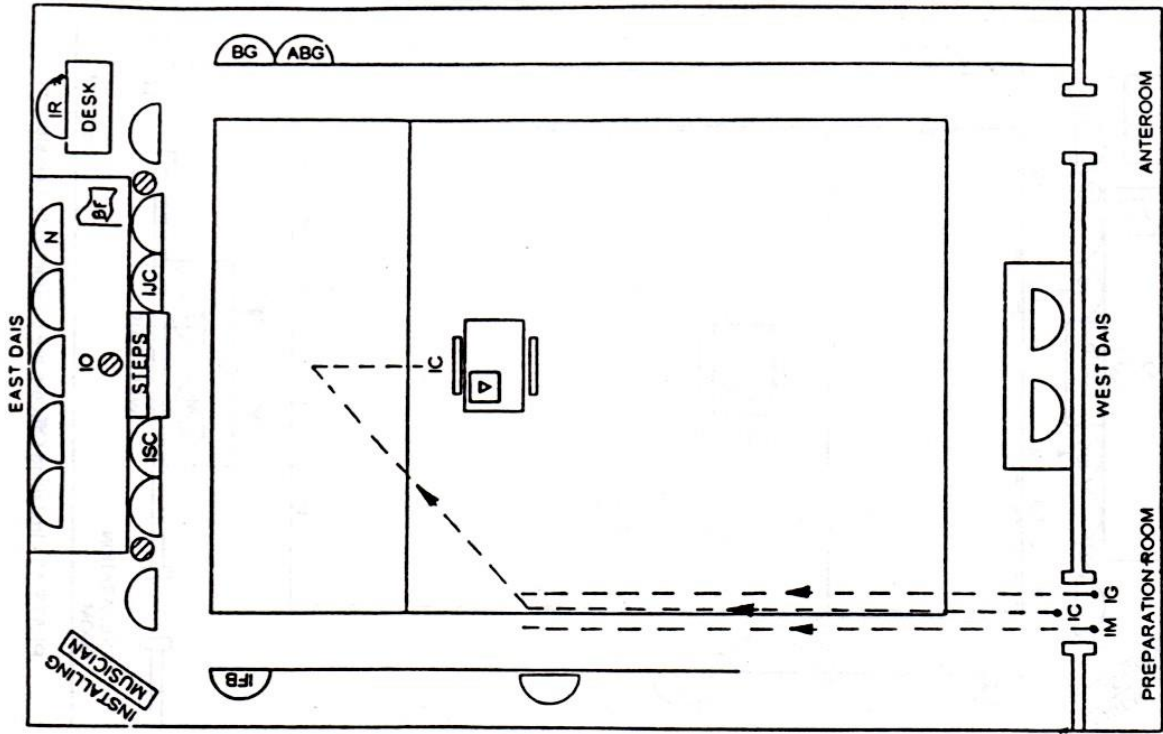


PLATE 12 - Escort of Bible.

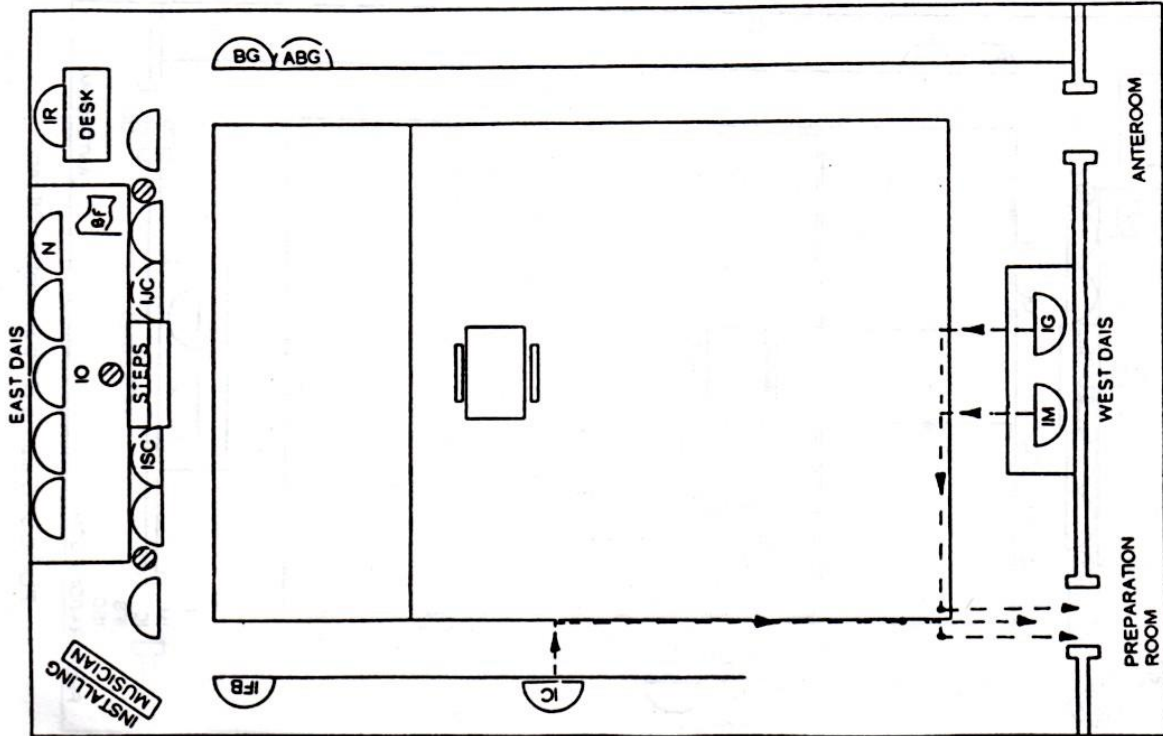


PLATE 11 - Installing Chaplain, Installing Guide and Installing Marshal retire to escort Bible.

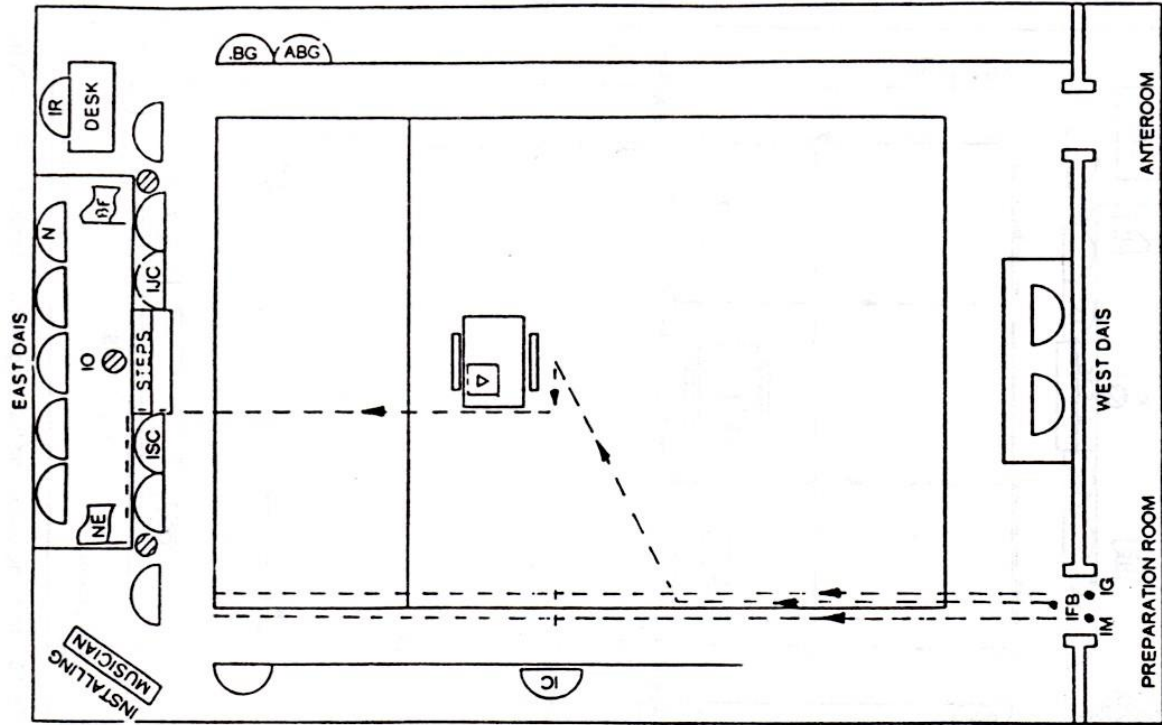


PLATE 13 - Installing Flag Bearer, Installing Guide and Installing Marshal retire to escort the American Flag.

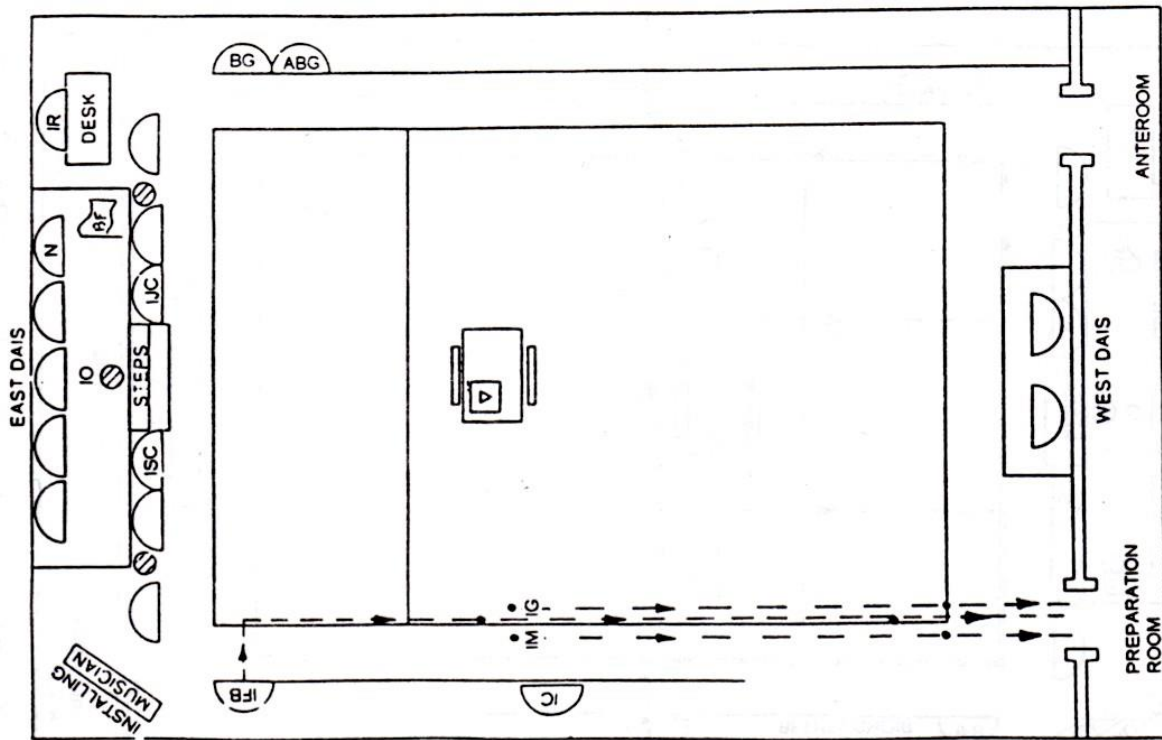


PLATE 14 - Escort of the American Flag.

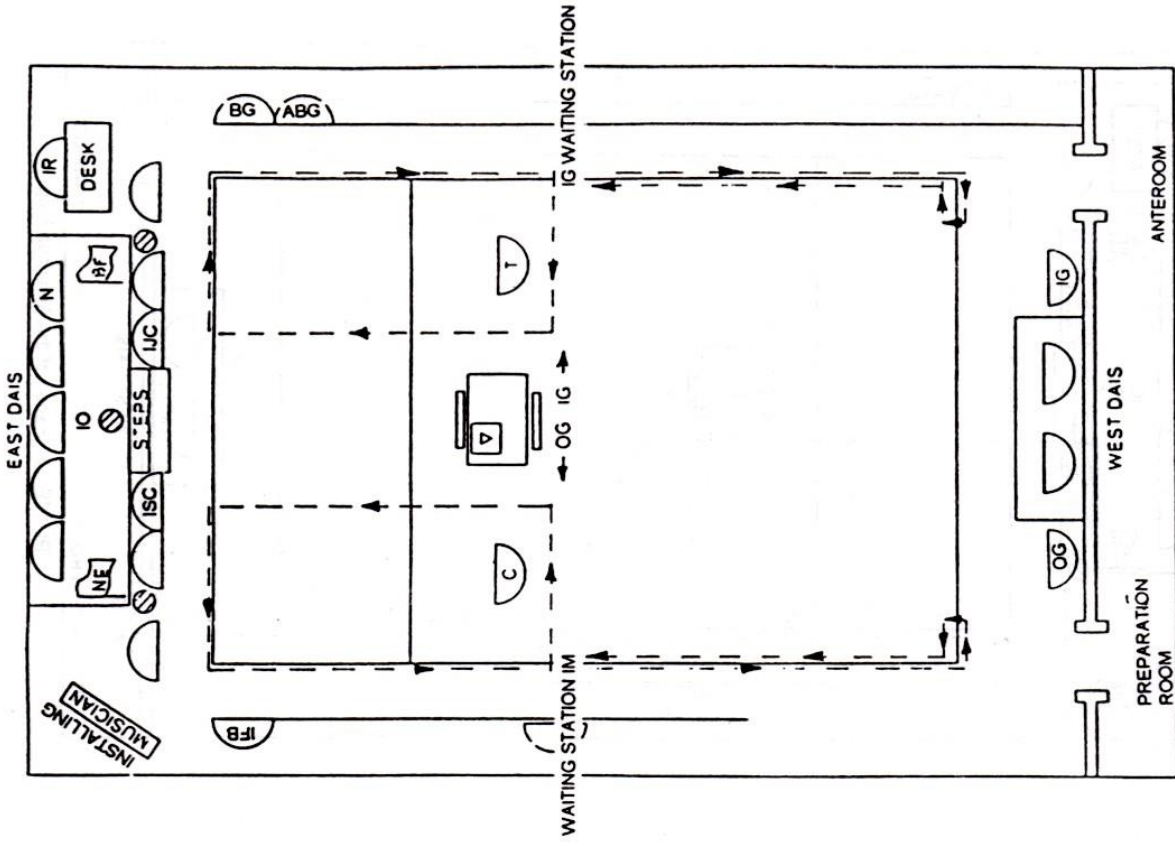


PLATE 16 - Installing Guide and Installing Marshal conduct Inner and Outer Guards to their stations.

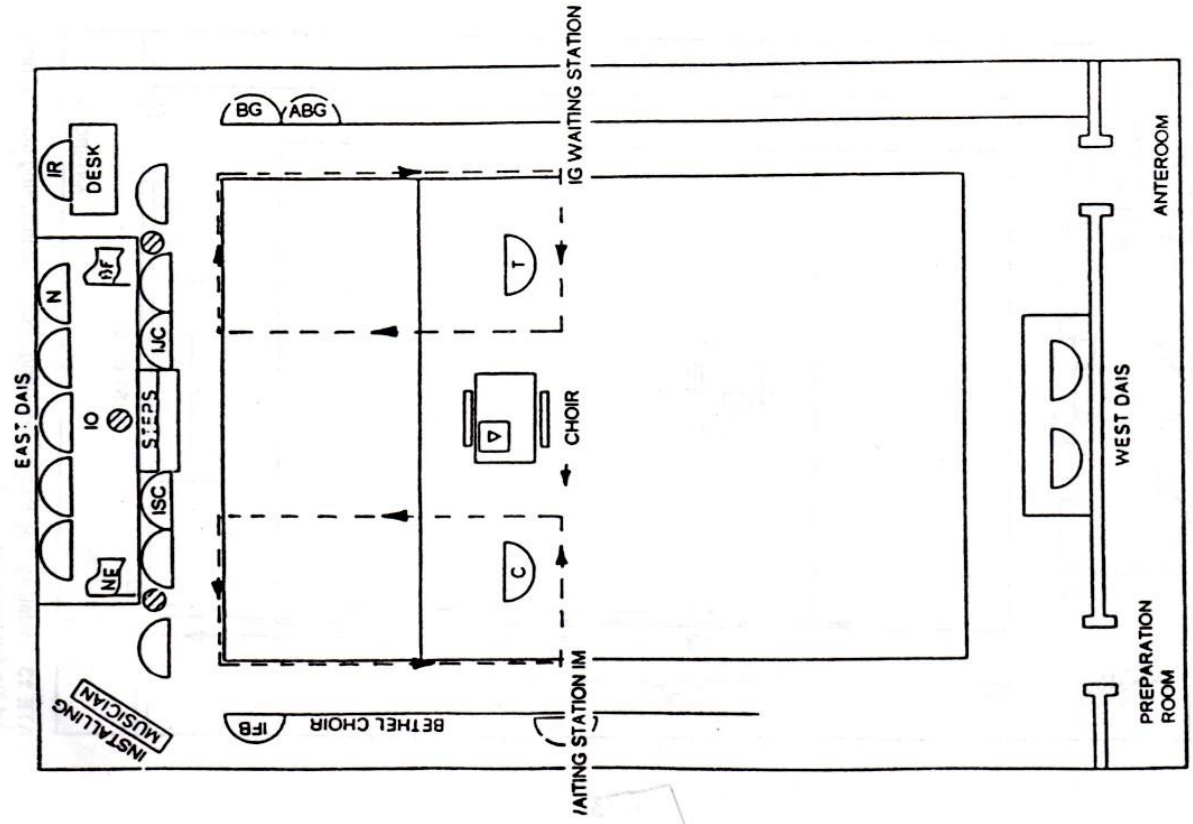


PLATE 15 - Installing Guide and Installing Marshal conduct Choir to their station.

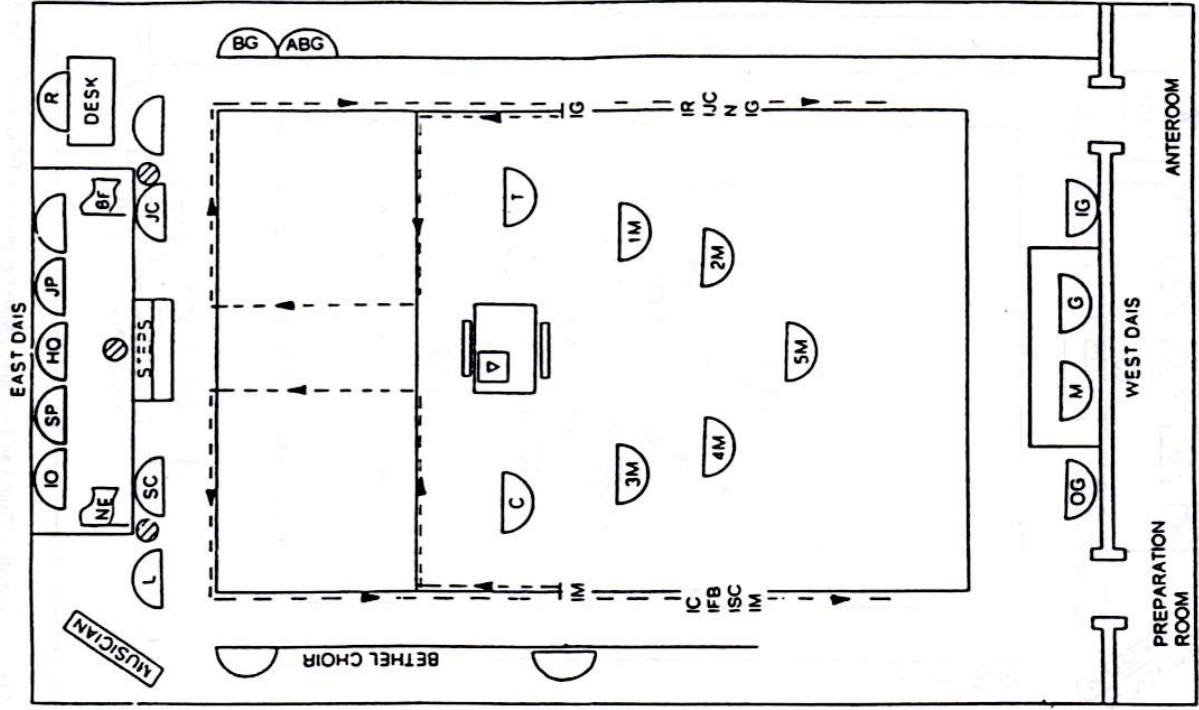


PLATE 16 - Installing Guide and Installing Marshal retire the Installing Officers.

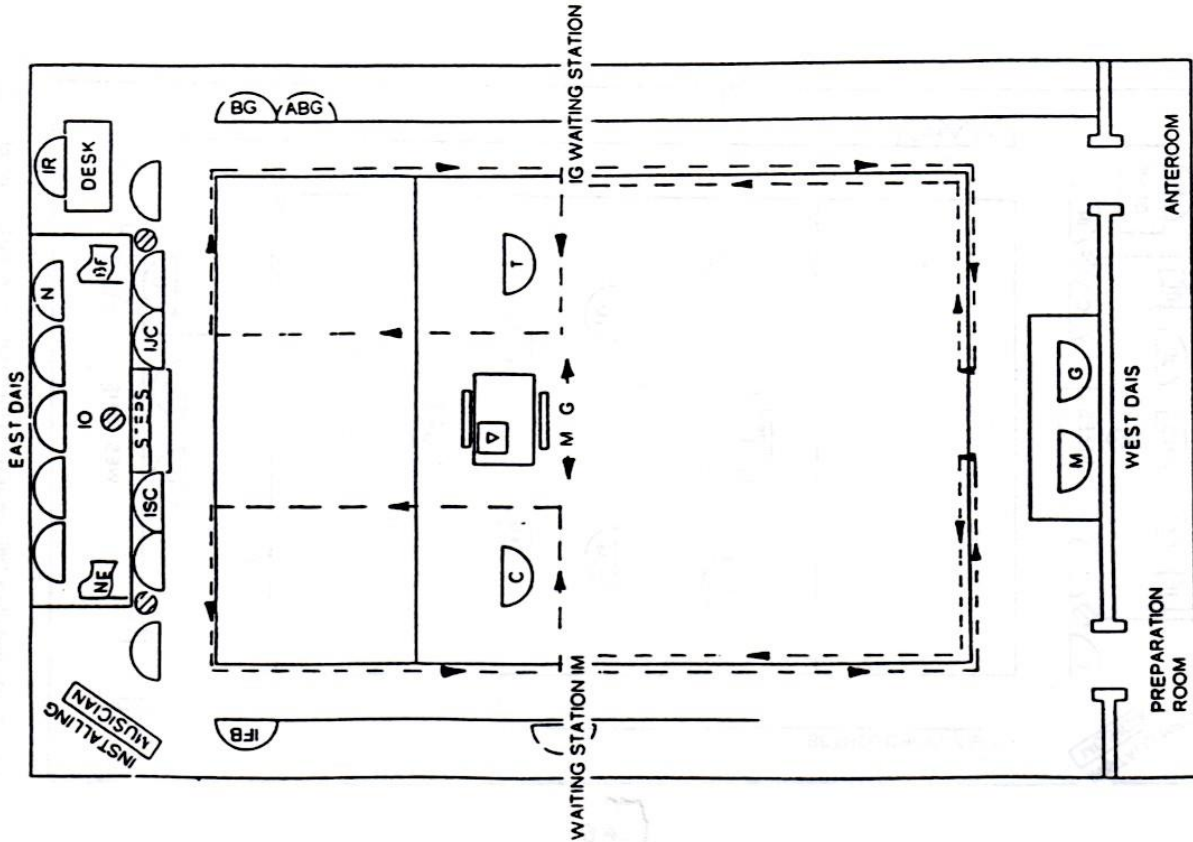


PLATE 17 - Installing Guide and Installing Marshal conduct the Guide and Marshal to their stations.



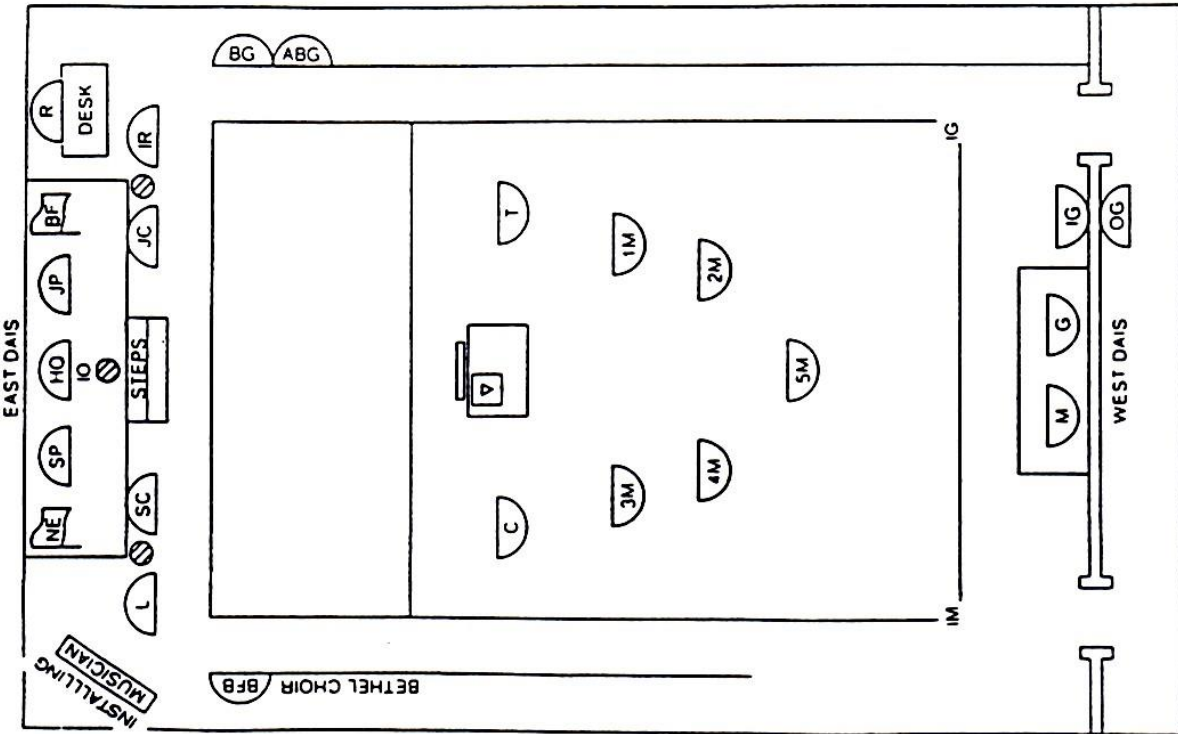


PLATE 19 - Installing Officers assume their stations for Installation of BGC.

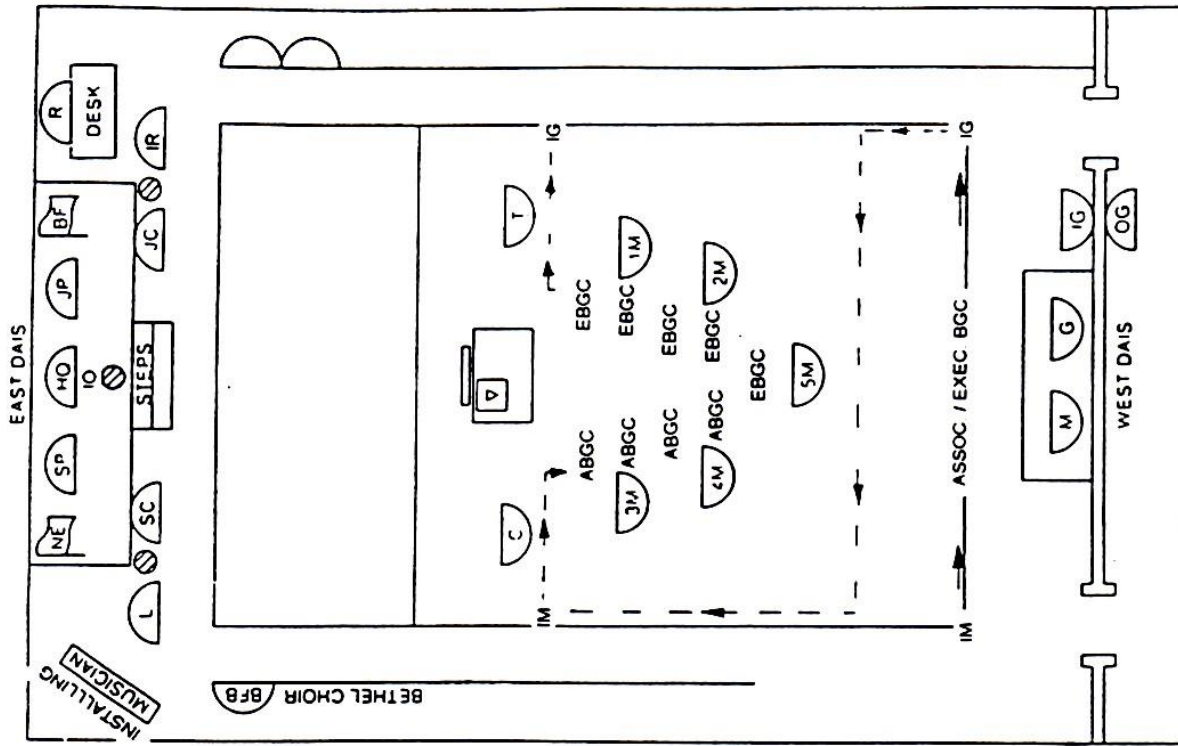


PLATE 20 - Installing Guide and Installing Marshal present BGC west of the Altar.

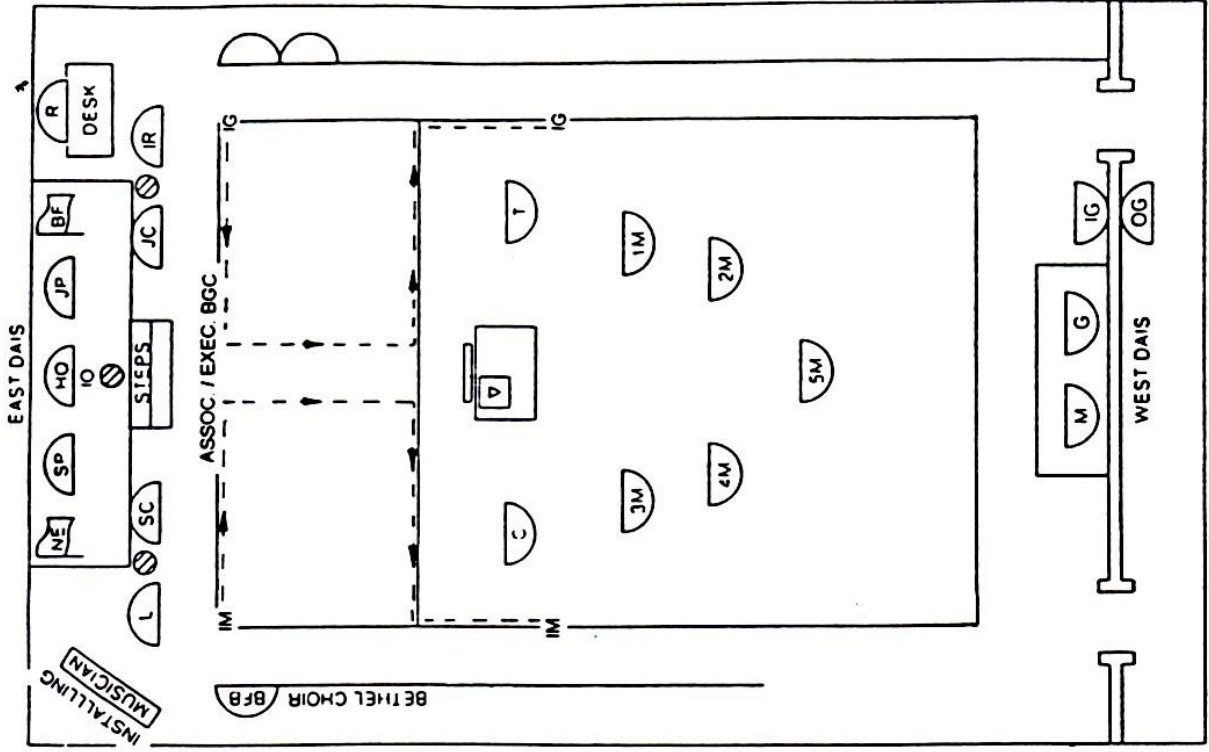


PLATE 21 - Installing Guide and Installing Marshal conduct BGC to East Line. and return to waiting stations.

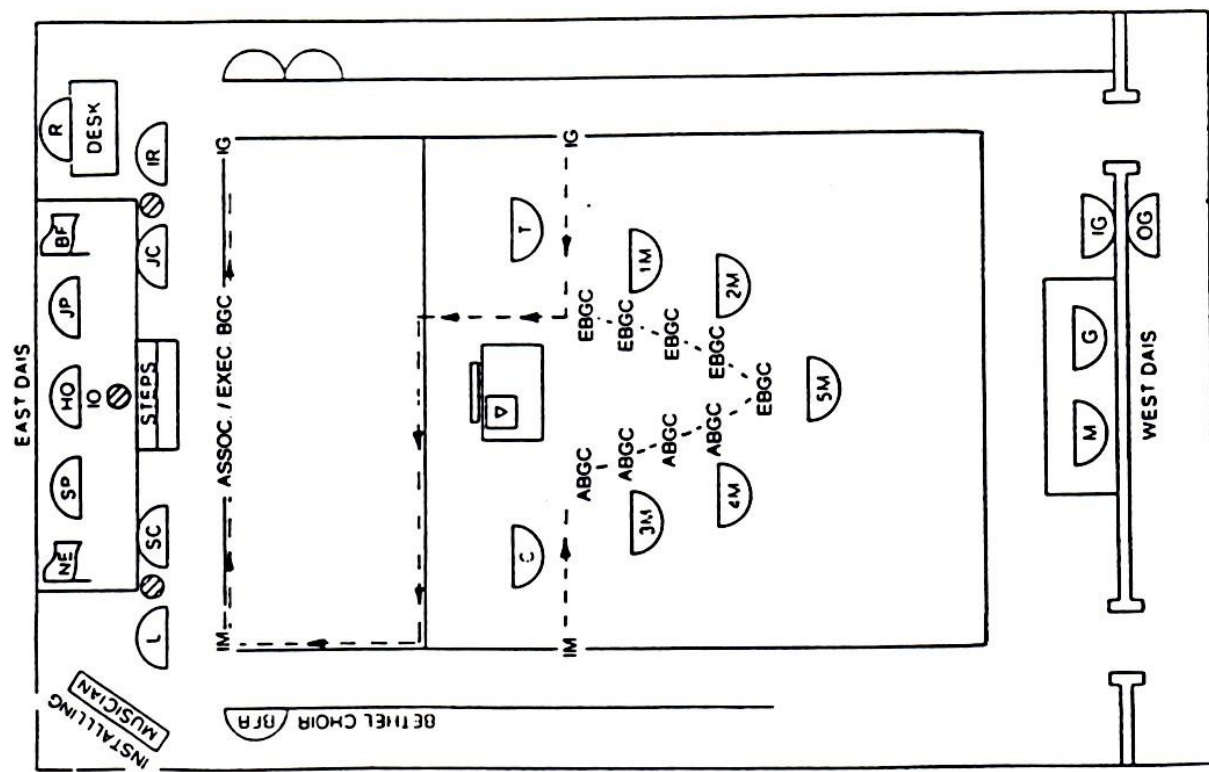


PLATE 22 - Installing Guide and Installing Marshal conduct BGC to sidelines. and return to waiting stations.

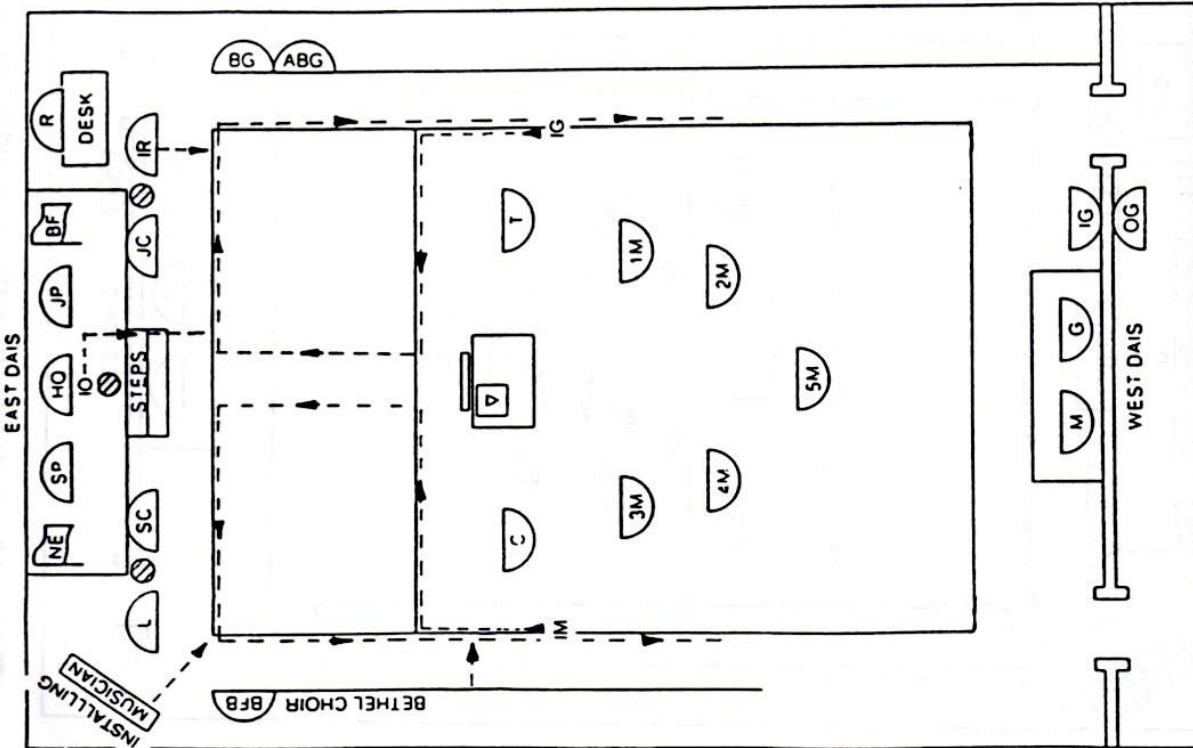


PLATE 23 - Installing Guide and Installing Marshal retire the Installing Officers.

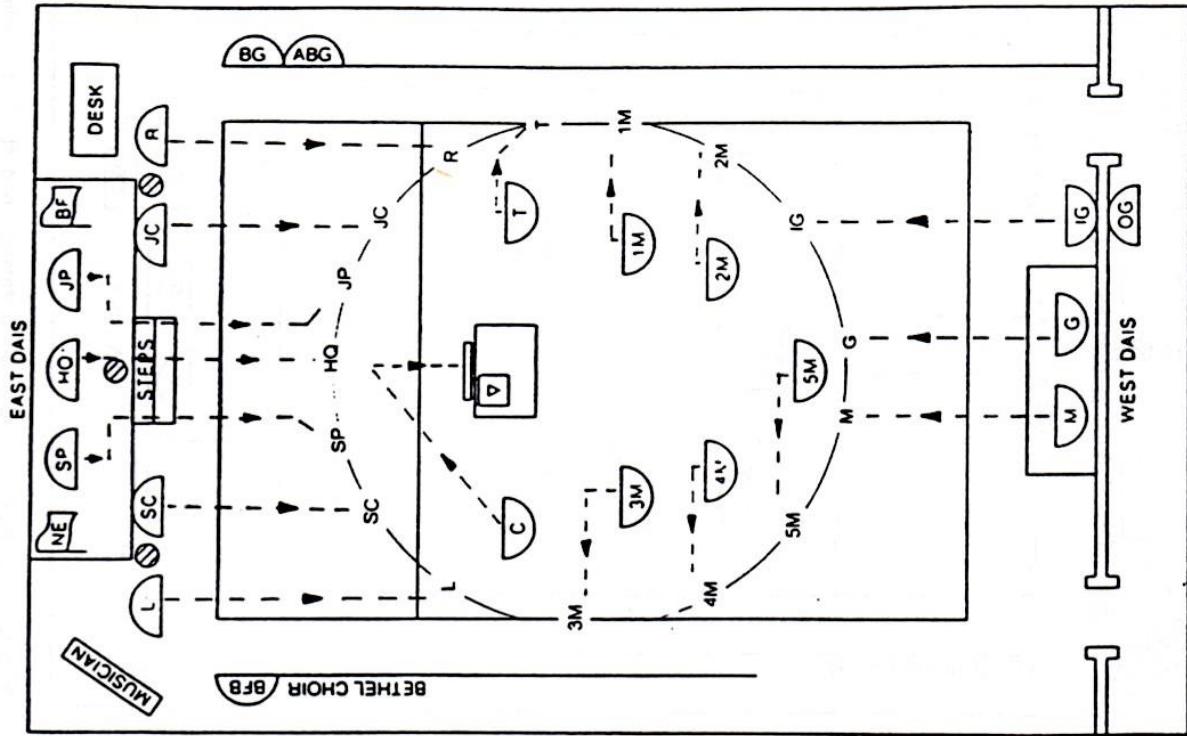


PLATE 24 - Obligation Ceremony - Officers form circle, Chaplain attends at the Altar.

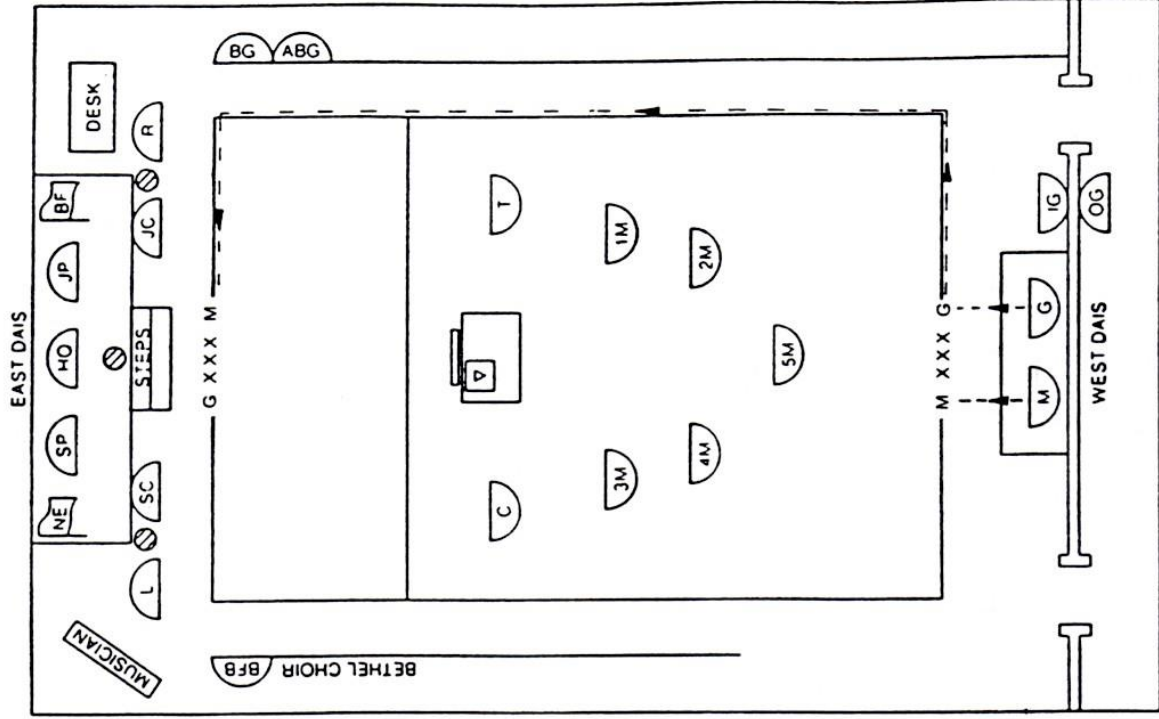


PLATE 26 - Guide and Marshal escort members receiving Majority Ceremony to East Line.

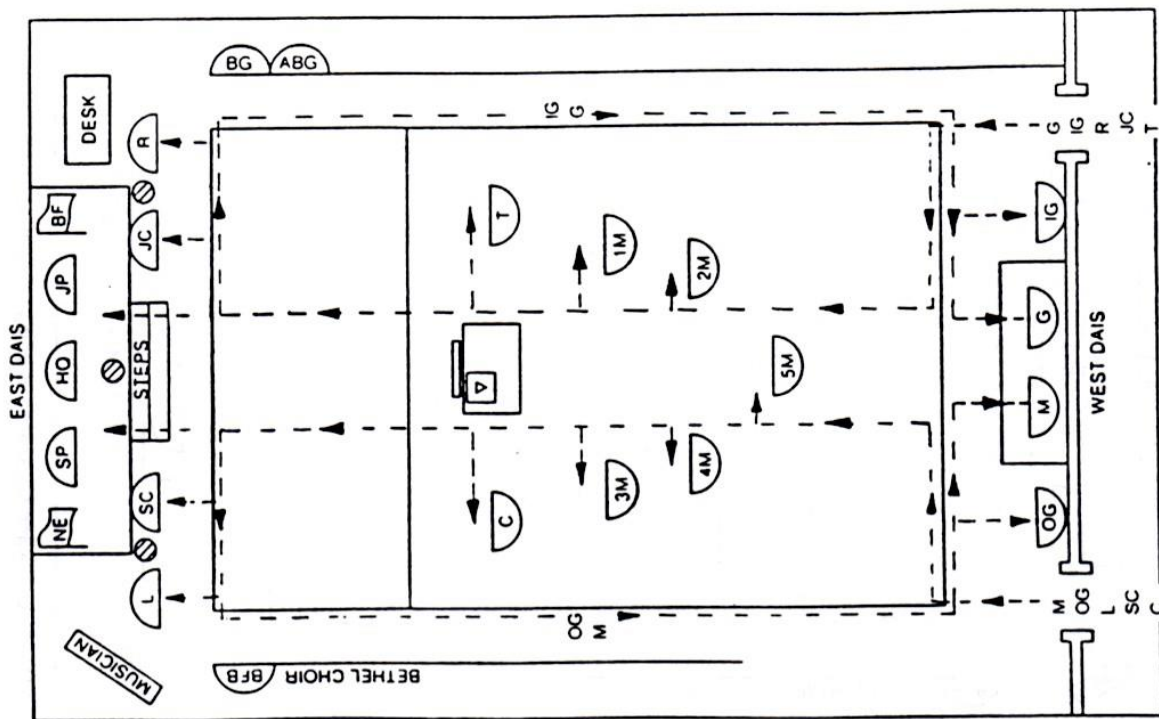


PLATE 25 - Opening March for Majority Ceremony as an Exemplification at an Open Meeting.

- 3M
- 4M
- 5M
- SP

- 1M
- 2M
- JP
- HQ

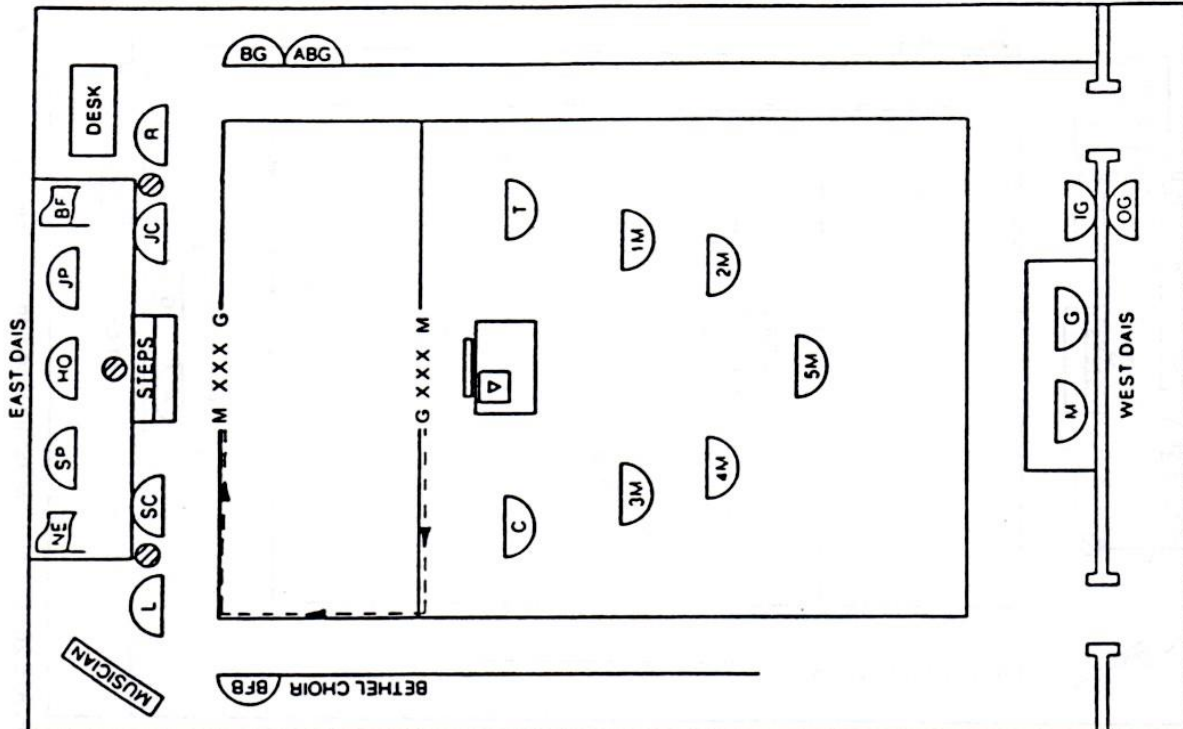


PLATE 28 - Guide and Marshal conduct the Daughter(s) to the East Line.

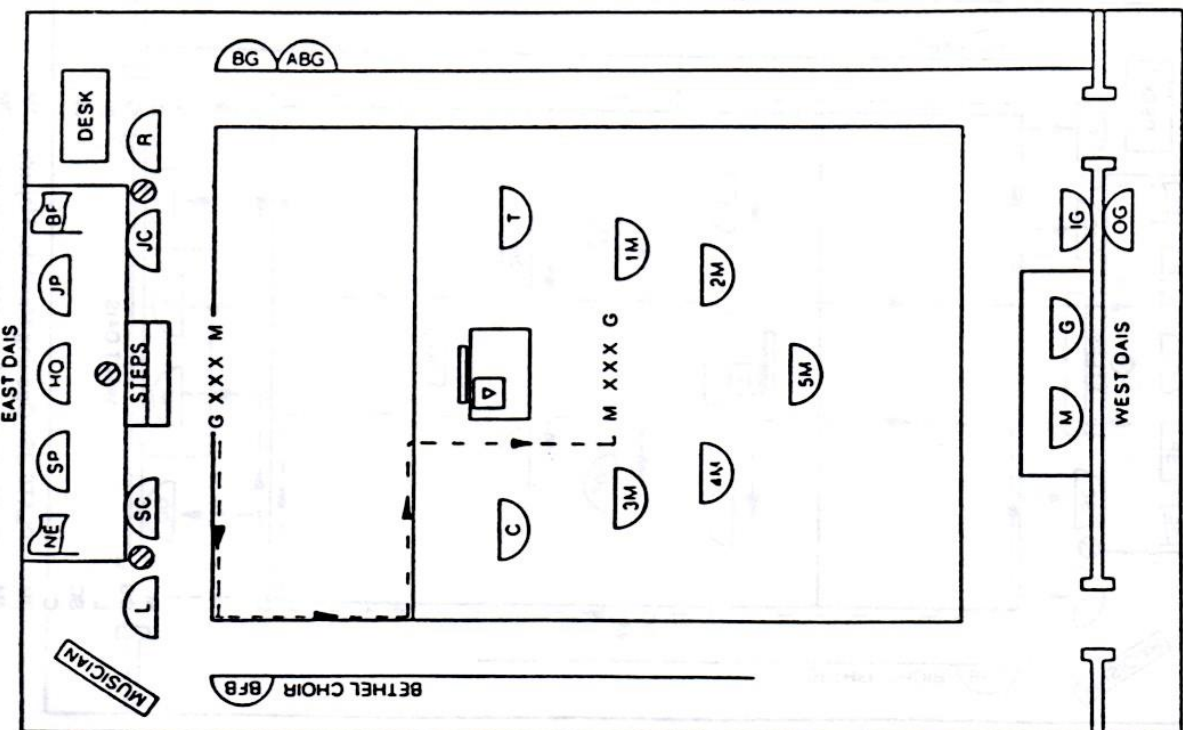


PLATE 27 - Guide and Marshal conduct the Daughter(s) west of the Altar.